

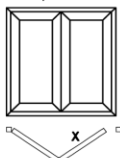
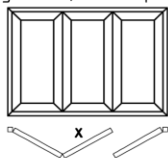
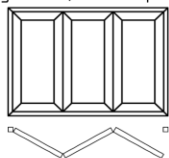
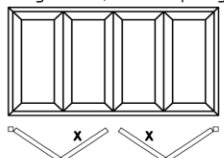
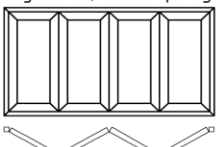
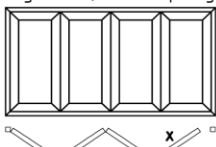
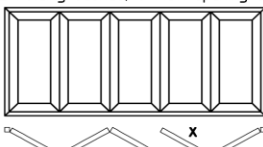
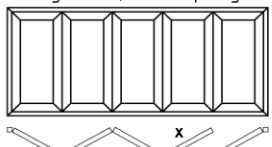
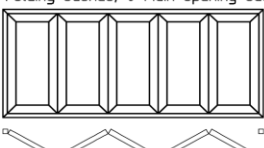
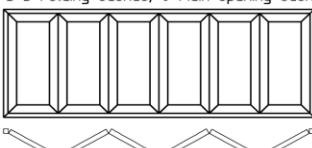
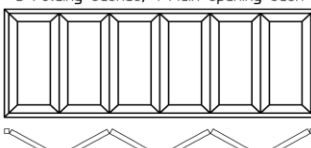
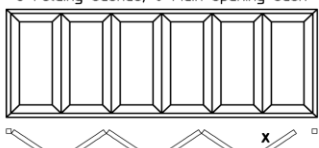
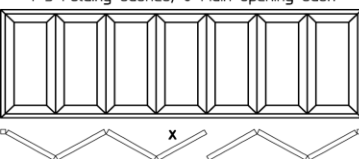
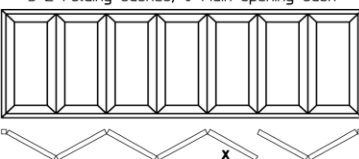
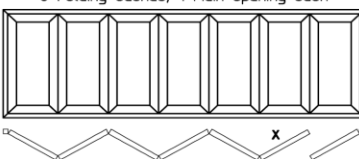
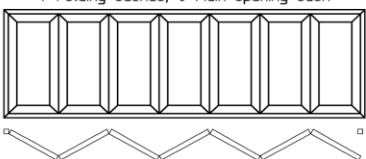
Name
Address
Phone No.

TruFrame

Saxby Road Industrial Estate
Melton Mowbray, Leicestershire.
Tel: 01664 410 140 Fax: 01664 410 141

Page	of
Order Date	
Requested Delivery Date	
Your Reference	

System Type: Liniar Bi-fold Door Plus	<input checked="" type="checkbox"/> Bead Type: Sculptured	<input type="checkbox"/> Glazed	Glass Spec to WER Rating: A <input type="checkbox"/> C <input type="checkbox"/>
Colour:	<input type="checkbox"/> Chamfered	<input type="checkbox"/> Unglazed	Glazing Flipper: <input type="checkbox"/>

<p>Scheme 220 2 Folding sashes, 0 Main opening sash</p> 	<p>Scheme 321 2 Folding sashes, 1 Main opening sash</p> 	<p>Scheme 330 3 Folding sashes, 0 Main opening sash</p> 	<p>Scheme 422 2+2 Folding sashes, 0 Main opening sash</p> 
<p>Scheme 431 3 Folding sashes, 1 Main opening sash</p> 	<p>Scheme 440 4 Folding sashes, 0 Main opening sash</p> 	<p>Scheme 532 3+2 Folding sashes, 0 Main opening sash</p> 	<p>Scheme 541 4 Folding sashes, 1 Main opening sash</p> 
<p>Scheme 550 5 Folding sashes, 0 Main opening sash</p> 	<p>Scheme 633 3+3 Folding sashes, 0 Main opening sash</p> 	<p>Scheme 651 5 Folding sashes, 1 Main opening sash</p> 	<p>Scheme 660 6 Folding sashes, 0 Main opening sash</p> 
<p>Scheme 743 4+3 Folding sashes, 0 Main opening sash</p> 	<p>Scheme 752 5+2 Folding sashes, 0 Main opening sash</p> 	<p>Scheme 761 6 Folding sashes, 1 Main opening sash</p> 	<p>Scheme 770 7 Folding sashes, 0 Main opening sash</p> 

LINIAR - QUOTE

Please refer to price list for additional cost information. Styles are VIEWED FROM OUTSIDE

Style & Handing	L / R	L / R	L / R	L / R
<i>Please note that all drawings are left handed. When selecting a style, circle either L or R to determine which handing you require.</i>				
Quantity (if not one)				
Width inc. Frame Extensions				
Height inc. Cill				
Opens?	Internally / Externally	Internally / Externally	Internally / Externally	Internally / Externally
Location				
Cill Type	150 / 165 / 180 / 225	150 / 165 / 180 / 225	150 / 165 / 180 / 225	150 / 165 / 180 / 225
Face or Concealed Drainage?	Face / Concealed	Face / Concealed	Face / Concealed	Face / Concealed
Frame Extensions	10 / 20 / 50	10 / 20 / 50	10 / 20 / 50	10 / 20 / 50
Side(s) Required (Tick)	T <input type="checkbox"/> B <input type="checkbox"/> L <input type="checkbox"/> R <input type="checkbox"/>	T <input type="checkbox"/> B <input type="checkbox"/> L <input type="checkbox"/> R <input type="checkbox"/>	T <input type="checkbox"/> B <input type="checkbox"/> L <input type="checkbox"/> R <input type="checkbox"/>	T <input type="checkbox"/> B <input type="checkbox"/> L <input type="checkbox"/> R <input type="checkbox"/>
uPVC or Aluminium Threshold?	uPVC / Aluminium	uPVC / Aluminium	uPVC / Aluminium	uPVC / Aluminium
Aluminium Threshold Tray?	Yes / No	Yes / No	Yes / No	Yes / No
Handle Colour?	White / Black / Gold / Chrome	White / Black / Gold / Chrome	White / Black / Gold / Chrome	White / Black / Gold / Chrome
Hardware Colour?	White / Black / Gold / Chrome	White / Black / Gold / Chrome	White / Black / Gold / Chrome	White / Black / Gold / Chrome
Glass Type				
Pattern				

Declaration: I understand the product specification and am completely familiar with the producer standards. I fully understand that this quotation is for estimation purposes only. I accept full responsibility even if the quotation has been completed by a third party or Truframe Ltd. representative. I have read, understood and agreed to your terms and conditions of sale. By ticking the adjacent box, I instruct Truframe Ltd. to process this quotation as per this declaration.

Signed:

Printed: