

Bi-fold Doors

Linair 70mm system

Order

Quote

Company name:	Page: _____ of _____	Date:
Company postcode:	Requested delivery date:	
Contact name:	Your reference:	
Contact telephone:	Our order number:	

System type	Sculptured only		
Bead type	28mm sculptured	28mm chamfered	40mm sculptured
Colour			
Glazing	Glazed		Unglazed
Glass spec to WER	A+	A	C



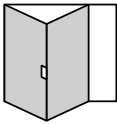
Saxby Road Industrial Estate
Melton Mowbray
LE13 1BS

T: 01664 410140
F: 01664 410141

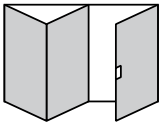
E: orders@truframe.co.uk
E: quotes@truframe.co.uk

ALL SCHEME DRAWINGS
ARE LEFT HANDED AND
VIEWED FROM OUTSIDE

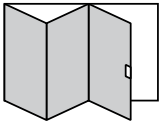
220



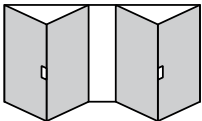
321



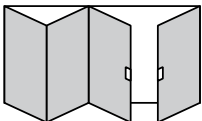
330



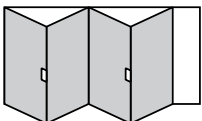
422



431



440



LOCATION							QTY	Threshold	Frame	Aluminium (silver)	Aluminium (gold)	Notes / Special requirements	
								Threshold tray	Yes	No			
Scheme								Handle colour	White	Black	Chrome	Gold	
Slide direction	Left		Right					Hardware colour	White	Black	Chrome	Gold	
Width	(including add-on)							Add-on size	10mm	20mm	50mm	2.5mm coupler	20mm coupler
Height	(including cill)							Side(s) required	Top	Bottom	Left	Right	
Midrail height	(if not 850mm)							Glass type	Toughened		Laminated		
Opening direction	Open in			Open out				Glass appearance	Clear	Patterned:			
Cill type	85mm	150mm	165mm	180mm	225mm	None		Spacer bar type	Aluminium		Warm edge spacer		
Drainage	Concealed		Face		None			Spacer bar colour					

LOCATION							QTY	Threshold	Frame	Aluminium (silver)	Aluminium (gold)	Notes / Special requirements	
								Threshold tray	Yes	No			
Scheme								Handle colour	White	Black	Chrome	Gold	
Slide direction	Left		Right					Hardware colour	White	Black	Chrome	Gold	
Width	(including add-on)							Add-on size	10mm	20mm	50mm	2.5mm coupler	20mm coupler
Height	(including cill)							Side(s) required	Top	Bottom	Left	Right	
Midrail height	(if not 850mm)							Glass type	Toughened		Laminated		
Opening direction	Open in			Open out				Glass appearance	Clear	Patterned:			
Cill type	85mm	150mm	165mm	180mm	225mm	None		Spacer bar type	Aluminium		Warm edge spacer		
Drainage	Concealed		Face		None			Spacer bar colour					

LOCATION							QTY	Threshold	Frame	Aluminium (silver)	Aluminium (gold)	Notes / Special requirements	
								Threshold tray	Yes	No			
Scheme								Handle colour	White	Black	Chrome	Gold	
Slide direction	Left		Right					Hardware colour	White	Black	Chrome	Gold	
Width	(including add-on)							Add-on size	10mm	20mm	50mm	2.5mm coupler	20mm coupler
Height	(including cill)							Side(s) required	Top	Bottom	Left	Right	
Midrail height	(if not 850mm)							Glass type	Toughened		Laminated		
Opening direction	Open in			Open out				Glass appearance	Clear	Patterned:			
Cill type	85mm	150mm	165mm	180mm	225mm	None		Spacer bar type	Aluminium		Warm edge spacer		
Drainage	Concealed		Face		None			Spacer bar colour					

Declaration - I understand the product specification and confirm familiarity with the producer's standards. I understand that this order cannot be cancelled, changed or delayed once placed and accept full responsibility for this order, even if it has been completed by a third party or TruFrame representative. I have read, understood and agreed to the terms and conditions of sale. By submitting this order form, I instruct TruFrame to process this order as per this declaration.

Signed: _____

Date: _____