

Casement Windows

Liniar 70mm system

Order

Quote

Company name:	Page: _____ of _____	Date:
Company postcode:	Requested delivery date:	
Contact name:	Your reference:	
Contact telephone:	Our order number:	

System type	Sculptured		Chamfered	
Bead type	28mm sculptured	28mm chamfered	40mm sculptured	
Colour				
Glazing	Glazed		Unglazed	
Energy rating	A+	A	C	
Secured by Design	Yes		No	



Saxby Road Industrial Estate
Melton Mowbray
LE13 1BS

T: 01664 410140
F: 01664 410141

E: orders@truframe.co.uk
E: quotes@truframe.co.uk

LOCATION	QTY	Width	(including add-on)					Locking system	Espag		Shootbolt			Notes / Special requirements
		Height	(including cill)					Hinge protectors	Yes		No			
		Mullion centre	(if not 600mm)					French casement	Yes		No			
		Transom drop	(if not 400mm)					Master leaf	Left		Right		N/A	
		Large outer frame	Top	Bottom	Left	Right	Add-on size	10mm	20mm	50mm	2.5mm coupler	20mm coupler		
		Cill type	85mm	150mm	165mm	180mm	225mm	None	Side(s) required	Top	Bottom	Left	Right	
		Drainage	Concealed		Face		None		Glass type	Annealed		Toughened	Laminated	
		Friction stays	Standard	Restrictor	Egress	Easy Clean	Mega	Glass appearance	Clear		Patterned:			
		Handle type	Standard			Monkey tail			Spacer bar type	Aluminium		Warm edge spacer		
		Handle colour						Spacer bar colour						

LOCATION	QTY	Width	(including add-on)					Locking system	Espag		Shootbolt			Notes / Special requirements
		Height	(including cill)					Hinge protectors	Yes		No			
		Mullion centre	(if not 600mm)					French casement	Yes		No			
		Transom drop	(if not 400mm)					Master leaf	Left		Right		N/A	
		Large outer frame	Top	Bottom	Left	Right	Add-on size	10mm	20mm	50mm	2.5mm coupler	20mm coupler		
		Cill type	85mm	150mm	165mm	180mm	225mm	None	Side(s) required	Top	Bottom	Left	Right	
		Drainage	Concealed		Face		None		Glass type	Annealed		Toughened	Laminated	
		Friction stays	Standard	Restrictor	Egress	Easy Clean	Mega	Glass appearance	Clear		Patterned:			
		Handle type	Standard			Monkey tail			Spacer bar type	Aluminium		Warm edge spacer		
		Handle colour						Spacer bar colour						

LOCATION	QTY	Width	(including add-on)					Locking system	Espag		Shootbolt			Notes / Special requirements
		Height	(including cill)					Hinge protectors	Yes		No			
		Mullion centre	(if not 600mm)					French casement	Yes		No			
		Transom drop	(if not 400mm)					Master leaf	Left		Right		N/A	
		Large outer frame	Top	Bottom	Left	Right	Add-on size	10mm	20mm	50mm	2.5mm coupler	20mm coupler		
		Cill type	85mm	150mm	165mm	180mm	225mm	None	Side(s) required	Top	Bottom	Left	Right	
		Drainage	Concealed		Face		None		Glass type	Annealed		Toughened	Laminated	
		Friction stays	Standard	Restrictor	Egress	Easy Clean	Mega	Glass appearance	Clear		Patterned:			
		Handle type	Standard			Monkey tail			Spacer bar type	Aluminium		Warm edge spacer		
		Handle colour						Spacer bar colour						

Declaration - I understand the product specification and confirm familiarity with the producer's standards. I understand that this order cannot be cancelled, changed or delayed once placed and accept full responsibility for this order, even if it has been completed by a third party or TruFrame representative. I have read, understood and agreed to the terms and conditions of sale. By submitting this order form, I instruct TruFrame to process this order as per this declaration.

Signed: _____

Date: _____

Flush Sash Windows

Linear 70mm System

Order
 Quote

Company name:	Page: _____ of _____	Date:
Company postcode:	Requested delivery date:	
Contact name:	Your reference:	
Contact telephone:	Our order number:	

System type	Sculptured only		
Bead type	28mm sculptured only		
Colour			
Glazing	Glazed	Unglazed	
Energy rating	A+	A	C
Secured by Design	Yes	No	



Saxby Road Industrial Estate
Melton Mowbray
LE13 1BS

T: 01664 410140
F: 01664 410141

E: orders@truframe.co.uk
E: quotes@truframe.co.uk

LOCATION	QTY	Window type	Welded		Refine™ - coming soon			Sash stay bar	Yes	No		Notes / Special requirements			
		Width	(including add-on)						Hinge protectors	Yes	No				
		Height	(including cill)						French casement	Yes	No				
		Mullion centre	(if not 600mm)						Master leaf	Left	Right		N/A		
		Transom drop	(if not 400mm)						Add-on size	10mm	20mm		50mm	2.5mm coupler	20mm coupler
		Large outer frame	Top	Bottom		Left	Right		Side(s) required	Top	Bottom		Left	Right	
		Cill type	85mm	150mm	165mm	180mm	225mm	None	Glass type	Annealed	Toughened		Laminated		
		Drainage	Concealed		Face		None		Glass appearance	Clear	Patterned:				
		Friction stays	Standard	Restrictor	Egress	Easy Clean	Mega		Spacer bar type	Aluminium			Warm edge spacer		
		Handle type	Standard			Monkey tail			Spacer bar colour						
		Handle colour													

LOCATION	QTY	Window type	Welded		Refine™ - coming soon			Sash stay bar	Yes	No		Notes / Special requirements			
		Width	(including add-on)						Hinge protectors	Yes	No				
		Height	(including cill)						French casement	Yes	No				
		Mullion centre	(if not 600mm)						Master leaf	Left	Right		N/A		
		Transom drop	(if not 400mm)						Add-on size	10mm	20mm		50mm	2.5mm coupler	20mm coupler
		Large outer frame	Top	Bottom		Left	Right		Side(s) required	Top	Bottom		Left	Right	
		Cill type	85mm	150mm	165mm	180mm	225mm	None	Glass type	Annealed	Toughened		Laminated		
		Drainage	Concealed		Face		None		Glass appearance	Clear	Patterned:				
		Friction stays	Standard	Restrictor	Egress	Easy Clean	Mega		Spacer bar type	Aluminium			Warm edge spacer		
		Handle type	Standard			Monkey tail			Spacer bar colour						
		Handle colour													

LOCATION	QTY	Window type	Welded		Refine™ - coming soon			Sash stay bar	Yes	No		Notes / Special requirements			
		Width	(including add-on)						Hinge protectors	Yes	No				
		Height	(including cill)						French casement	Yes	No				
		Mullion centre	(if not 600mm)						Master leaf	Left	Right		N/A		
		Transom drop	(if not 400mm)						Add-on size	10mm	20mm		50mm	2.5mm coupler	20mm coupler
		Large outer frame	Top	Bottom		Left	Right		Side(s) required	Top	Bottom		Left	Right	
		Cill type	85mm	150mm	165mm	180mm	225mm	None	Glass type	Annealed	Toughened		Laminated		
		Drainage	Concealed		Face		None		Glass appearance	Clear	Patterned:				
		Friction stays	Standard	Restrictor	Egress	Easy Clean	Mega		Spacer bar type	Aluminium			Warm edge spacer		
		Handle type	Standard			Monkey tail			Spacer bar colour						
		Handle colour													

Declaration - I understand the product specification and confirm familiarity with the producer's standards. I understand that this order cannot be cancelled, changed or delayed once placed and accept full responsibility for this order, even if it has been completed by a third party or TruFrame representative. I have read, understood and agreed to the terms and conditions of sale. By submitting this order form, I instruct TruFrame to process this order as per this declaration.

Signed: _____

Date: _____

Tilt & Turn Windows

Linear 70mm system

Order

Quote

Company name:	Page: _____ of _____	Date:
Company postcode:	Requested delivery date:	
Contact name:	Your reference:	
Contact telephone:	Our order number:	

System type	Sculptured	Chamfered	
Bead type	28mm sculptured	28mm chamfered	40mm sculptured
Colour			
Glazing	Glazed		Unglazed
Energy rating	A+	A	C
Secured by Design	Yes		No



Saxby Road Industrial Estate
Melton Mowbray
LE13 1BS

T: 01664 410140
F: 01664 410141

E: orders@truframe.co.uk
E: quotes@truframe.co.uk

	QTY	Width	(including add-on)					Handle type	Standard		Tilt safe		Notes / Special requirements	
		Height	(including cill)					Handle colour						
		Mullion centre	(if not 600mm)					Add-on size	10mm	20mm	50mm	Coupler 2.5		Coupler 20
		Transom drop	(if not 400mm)					Side(s) required	Top	Bottom	Left	Right		
		Large outer frame	Top	Bottom	Left	Right	Glass type	Annealed		Toughened	Laminated			
		Cill type	85mm	150mm	165mm	180mm	225mm	None	Glass appearance	Clear	Patterned:			
		Drainage	Concealed		Face	None		Spacer bar type	Aluminium		Warm edge spacer			
Sash drip bar	Yes			No			Spacer bar colour							

	QTY	Width	(including add-on)					Handle type	Standard		Tilt safe		Notes / Special requirements	
		Height	(including cill)					Handle colour						
		Mullion centre	(if not 600mm)					Add-on size	10mm	20mm	50mm	Coupler 2.5		Coupler 20
		Transom drop	(if not 400mm)					Side(s) required	Top	Bottom	Left	Right		
		Large outer frame	Top	Bottom	Left	Right	Glass type	Annealed		Toughened	Laminated			
		Cill type	85mm	150mm	165mm	180mm	225mm	None	Glass appearance	Clear	Patterned:			
		Drainage	Concealed		Face	None		Spacer bar type	Aluminium		Warm edge spacer			
Sash drip bar	Yes			No			Spacer bar colour							

	QTY	Width	(including add-on)					Handle type	Standard		Tilt safe		Notes / Special requirements	
		Height	(including cill)					Handle colour						
		Mullion centre	(if not 600mm)					Add-on size	10mm	20mm	50mm	Coupler 2.5		Coupler 20
		Transom drop	(if not 400mm)					Side(s) required	Top	Bottom	Left	Right		
		Large outer frame	Top	Bottom	Left	Right	Glass type	Annealed		Toughened	Laminated			
		Cill type	85mm	150mm	165mm	180mm	225mm	None	Glass appearance	Clear	Patterned:			
		Drainage	Concealed		Face	None		Spacer bar type	Aluminium		Warm edge spacer			
Sash drip bar	Yes			No			Spacer bar colour							

Declaration - I understand the product specification and confirm familiarity with the producer's standards. I understand that this order cannot be cancelled, changed or delayed once placed and accept full responsibility for this order, even if it has been completed by a third party or TruFrame representative. I have read, understood and agreed to the terms and conditions of sale. By submitting this order form, I instruct TruFrame to process this order as per this declaration.

Signed: _____

Date: _____

Bay / Bow Windows

Linear 70mm system

Order

Quote

Company name:	Page: _____ of _____	Date:
Company postcode:	Requested delivery date:	
Contact name:	Your reference:	
Contact telephone:	Our order number:	

System type	Sculptured		Chamfered
Bead type	28mm sculptured	28mm chamfered	40mm sculptured
Colour			



Saxby Road Industrial Estate
Melton Mowbray
LE13 1BS

T: 01664 410140
F: 01664 410141

E: orders@truframe.co.uk
E: quotes@truframe.co.uk

2 SIDED

A	mm	C1	mm
B	deg	C2	mm

3 SIDED

A	mm	C1	mm
B1	deg	C2	mm
B2	deg	C3	mm

4 SIDED

A	mm	C1	mm
B1	deg	C2	mm
B2	deg	C3	mm
B3	deg	C4	mm

5 SIDED

A	mm	C1	mm
B1	deg	C2	mm
B2	deg	C3	mm
B3	deg	C4	mm
B4	deg	C5	mm

Height	(including cill)					
Transom drop	(if not 400mm)					
Cill type	85mm	150mm	165mm	180mm	225mm	None
Drainage	Concealed		Face		None	

Notes / Special requirements

2 SIDED

A	mm	C1	mm
B	deg	C2	mm

3 SIDED

A	mm	C1	mm
B1	deg	C2	mm
B2	deg	C3	mm

4 SIDED

A	mm	C1	mm
B1	deg	C2	mm
B2	deg	C3	mm
B3	deg	C4	mm

5 SIDED

A	mm	C1	mm
B1	deg	C2	mm
B2	deg	C3	mm
B3	deg	C4	mm
B4	deg	C5	mm

Height	(including cill)					
Transom drop	(if not 400mm)					
Cill type	85mm	150mm	165mm	180mm	225mm	None
Drainage	Concealed		Face		None	

Notes / Special requirements

Declaration - I understand the product specification and confirm familiarity with the producer's standards. I understand that this order cannot be cancelled, changed or delayed once placed and accept full responsibility for this order, even if it has been completed by a third party or TruFrame representative. I have read, understood and agreed to the terms and conditions of sale. By submitting this order form, I instruct TruFrame to process this order as per this declaration.

Signed: _____

Date: _____

Bi-fold Doors
Liniar 70mm system

Order
 Quote

Company name:	Page: _____ of _____	Date:
Company postcode:	Requested delivery date:	
Contact name:	Your reference:	
Contact telephone:	Our order number:	

System type	Sculptured only		
Bead type	28mm sculptured	28mm chamfered	40mm sculptured
Colour			
Glazing	Glazed		Unglazed
Glass spec to WER	A+	A	C



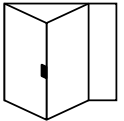
Saxby Road Industrial Estate
Melton Mowbray
LE13 1BS

T: 01664 410140
F: 01664 410141

E: orders@truframe.co.uk
E: quotes@truframe.co.uk

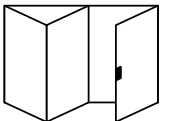
ALL SCHEME DRAWINGS
ARE LEFT HANDED AND
VIEWED FROM OUTSIDE

220



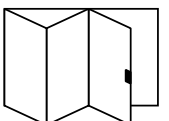
LOCATION		QTY	Threshold	Frame	Aluminium (silver)	Aluminium (gold)	Notes / Special requirements
			Threshold tray	Yes	No		
Scheme			Handle colour	White	Black	Chrome	Gold
Slide direction	Left	Right	Hardware colour	White	Black	Chrome	Gold
Width	(including add-on)		Add-on size	10mm	20mm	50mm	2.5mm coupler 20mm coupler
Height	(including cill)		Side(s) required	Top	Bottom	Left	Right
Midrail height	(if not 850mm)		Glass type	Toughened		Laminated	
Opening direction	Open in	Open out	Glass appearance	Clear	Patterned:		
Cill type	85mm	150mm	165mm	180mm	225mm	None	Spacer bar type Aluminium Warm edge spacer
Drainage	Concealed	Face	None	Spacer bar colour			

321



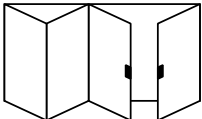
LOCATION		QTY	Threshold	Frame	Aluminium (silver)	Aluminium (gold)	Notes / Special requirements
			Threshold tray	Yes	No		
Scheme			Handle colour	White	Black	Chrome	Gold
Slide direction	Left	Right	Hardware colour	White	Black	Chrome	Gold
Width	(including add-on)		Add-on size	10mm	20mm	50mm	2.5mm coupler 20mm coupler
Height	(including cill)		Side(s) required	Top	Bottom	Left	Right
Midrail height	(if not 850mm)		Glass type	Toughened		Laminated	
Opening direction	Open in	Open out	Glass appearance	Clear	Patterned:		
Cill type	85mm	150mm	165mm	180mm	225mm	None	Spacer bar type Aluminium Warm edge spacer
Drainage	Concealed	Face	None	Spacer bar colour			

330

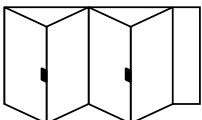


LOCATION		QTY	Threshold	Frame	Aluminium (silver)	Aluminium (gold)	Notes / Special requirements
			Threshold tray	Yes	No		
Scheme			Handle colour	White	Black	Chrome	Gold
Slide direction	Left	Right	Hardware colour	White	Black	Chrome	Gold
Width	(including add-on)		Add-on size	10mm	20mm	50mm	2.5mm coupler 20mm coupler
Height	(including cill)		Side(s) required	Top	Bottom	Left	Right
Midrail height	(if not 850mm)		Glass type	Toughened		Laminated	
Opening direction	Open in	Open out	Glass appearance	Clear	Patterned:		
Cill type	85mm	150mm	165mm	180mm	225mm	None	Spacer bar type Aluminium Warm edge spacer
Drainage	Concealed	Face	None	Spacer bar colour			

431



440



Declaration - I understand the product specification and confirm familiarity with the producer's standards. I understand that this order cannot be cancelled, changed or delayed once placed and accept full responsibility for this order, even if it has been completed by a third party or TruFrame representative. I have read, understood and agreed to the terms and conditions of sale. By submitting this order form, I instruct TruFrame to process this order as per this declaration.

Signed: _____

Date: _____

Patio Doors
Liniar 70mm system

Order

Quote

Company name: _____ Page: _____ of _____ Date: _____

Company postcode: _____ Requested delivery date: _____

Contact name: _____ Your reference: _____

Contact telephone: _____ Our order number: _____

System type	Sculptured only		
Bead type	Sculptured only		
Colour			
Glazing	Glazed	Unglazed	
Glass spec to WER	A+	A	C

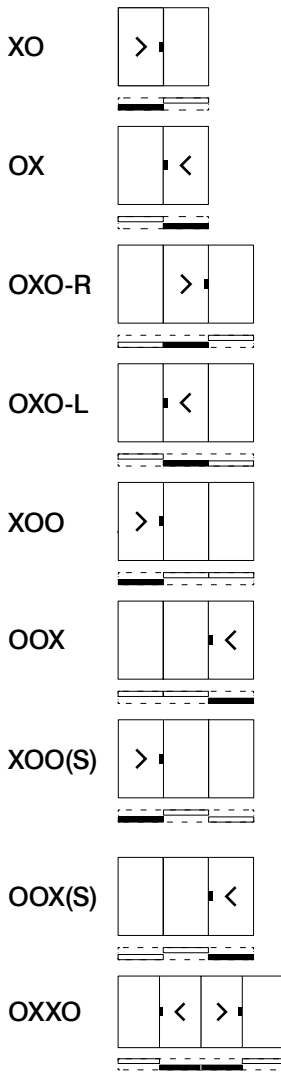
TruFrame

Saxby Road Industrial Estate
Melton Mowbray
LE13 1BS

T: 01664 410140
F: 01664 410141

E: orders@truframe.co.uk
E: quotes@truframe.co.uk

ALL SCHEME DRAWINGS ARE VIEWED FROM OUTSIDE



LOCATION							QTY	Handle colour	White	Black	Chrome	Gold	Notes / Special requirements		
								Letterbox	Yes		No				
Scheme								Letterbox colour	White	Black	Chrome	Gold			
Width (including add-on)								Add-on size	10mm	20mm	50mm	2.5mm coupler		20mm coupler	
Height (including cill)								Side(s) required	Top	Bottom	Left	Right			
Midrail height (if not 850mm)								Glass type	Annealed	Toughened		Laminated			
Cill type							85mm	150mm	165mm	180mm	225mm	None	Glass appearance	Clear	Patterned:
Drainage							Concealed	Face	None	Spacer bar type		Aluminium	Warm edge spacer		
Threshold							Frame	Aluminium (silver)	Aluminium (gold)	Spacer bar colour					

LOCATION							QTY	Handle colour	White	Black	Chrome	Gold	Notes / Special requirements		
								Letterbox	Yes		No				
Scheme								Letterbox colour	White	Black	Chrome	Gold			
Width (including add-on)								Add-on size	10mm	20mm	50mm	2.5mm coupler		20mm coupler	
Height (including cill)								Side(s) required	Top	Bottom	Left	Right			
Midrail height (if not 850mm)								Glass type	Annealed	Toughened		Laminated			
Cill type							85mm	150mm	165mm	180mm	225mm	None	Glass appearance	Clear	Patterned:
Drainage							Concealed	Face	None	Spacer bar type		Aluminium	Warm edge spacer		
Threshold							Frame	Aluminium (silver)	Aluminium (gold)	Spacer bar colour					

LOCATION							QTY	Handle colour	White	Black	Chrome	Gold	Notes / Special requirements		
								Letterbox	Yes		No				
Scheme								Letterbox colour	White	Black	Chrome	Gold			
Width (including add-on)								Add-on size	10mm	20mm	50mm	2.5mm coupler		20mm coupler	
Height (including cill)								Side(s) required	Top	Bottom	Left	Right			
Midrail height (if not 850mm)								Glass type	Annealed	Toughened		Laminated			
Cill type							85mm	150mm	165mm	180mm	225mm	None	Glass appearance	Clear	Patterned:
Drainage							Concealed	Face	None	Spacer bar type		Aluminium	Warm edge spacer		
Threshold							Frame	Aluminium (silver)	Aluminium (gold)	Spacer bar colour					

Declaration - I understand the product specification and confirm familiarity with the producer's standards. I understand that this order cannot be cancelled, changed or delayed once placed and accept full responsibility for this order, even if it has been completed by a third party or TruFrame representative. I have read, understood and agreed to the terms and conditions of sale. By submitting this order form, I instruct TruFrame to process this order as per this declaration.

Signed: _____

Date: _____

uPVC Doors
Liniar 70mm system

Order

Quote

Company name:	Page: _____ of _____	Date:
Company postcode:	Requested delivery date:	
Contact name:	Your reference:	
Contact telephone:	Our order number:	

System type	Sculptured		Chamfered	
Bead type	28mm sculptured	28mm chamfered	40mm sculptured	
Colour				
Glazing	Glazed		Unglazed	
Glass spec to WER	A+	A	C	
Secured by Design	Yes		No	

TruFrame

Saxby Road Industrial Estate
Melton Mowbray
LE13 1BS

T: 01664 410140
F: 01664 410141

E: orders@truframe.co.uk
E: quotes@truframe.co.uk

	Width	(including add-on)						Hinge protector	Yes	No	Notes / Special requirements		
	Height	(including cill)						Letterbox	Yes	No			
	Midrail height	(if not 850mm)						Letterbox colour					
	Toplight drop	(if not 400mm)						Midrail joint type	Mechanical	Welded		N/A	
	Opening direction	Open in			Open out			French doors	Yes	No			
	Cill type	85mm	150mm	165mm	180mm	225mm	None	Master leaf	Left	Right		N/A	
	Drainage	Concealed		Face		None		Handle quantity	x2	x1		N/A	
	Threshold type	57mm	77mm	Aluminium (silver)	Aluminium (gold)		Add-on size	10mm	20mm	50mm		2.5mm coupler	20mm coupler
	Threshold tray	Yes			No			Side(s) required	Top	Bottom		Left	Right
	Handle type	Standard			High security (SBD)			Glass type	Annealed	Toughened		Laminated	Panel details (if required)
	Handle operation	Lev/Lev			Lev/Pad			Glass appearance	Clear	Patterned:			
	LOCATION	QTY	Handle colour						Spacer bar type	Aluminium		Warm edge spacer	
		Hinge colour						Spacer bar colour					

	Width	(including add-on)						Hinge protector	Yes	No	Notes / Special requirements		
	Height	(including cill)						Letterbox	Yes	No			
	Midrail height	(if not 850mm)						Letterbox colour					
	Toplight drop	(if not 400mm)						Midrail joint type	Mechanical	Welded		N/A	
	Opening direction	Open in			Open out			French doors	Yes	No			
	Cill type	85mm	150mm	165mm	180mm	225mm	None	Master leaf	Left	Right		N/A	
	Drainage	Concealed		Face		None		Handle quantity	x2	x1		N/A	
	Threshold type	57mm	77mm	Aluminium (silver)	Aluminium (gold)		Add-on size	10mm	20mm	50mm		2.5mm coupler	20mm coupler
	Threshold tray	Yes			No			Side(s) required	Top	Bottom		Left	Right
	Handle type	Standard			High security (SBD)			Glass type	Annealed	Toughened		Laminated	Panel details (if required)
	Handle operation	Lev/Lev			Lev/Pad			Glass appearance	Clear	Patterned:			
	LOCATION	QTY	Handle colour						Spacer bar type	Aluminium		Warm edge spacer	
		Hinge colour						Spacer bar colour					

Declaration - I understand the product specification and confirm familiarity with the producer's standards. I understand that this order cannot be cancelled, changed or delayed once placed and accept full responsibility for this order, even if it has been completed by a third party or TruFrame representative. I have read, understood and agreed to the terms and conditions of sale. By submitting this order form, I instruct TruFrame to process this order as per this declaration.

Signed: _____

Date: _____

Composite Doors

Liniar 70mm system

Order

Quote

Company name:	Page: _____ of _____	Date:
Company postcode:	Requested delivery date:	
Contact name:	Your reference:	
Contact telephone:	Our order number:	

System type	Sculptured	Chamfered	
Bead type	28mm sculptured	28mm chamfered	40mm sculptured
Frame colour			
Glazing	Glazed	Unglazed	



Saxby Road Industrial Estate
Melton Mowbray
LE13 1BS

T: 01664 410140
F: 01664 410141

E: orders@truframe.co.uk
E: quotes@truframe.co.uk

	Width	(including add-on)					Hinge colour				Notes / Special requirements	
	Height	(including cill)					Door style					
	Toplight drop	(if not 400mm)					Ext. door colour					
	Opening direction	Open in			Open out		Int. door colour					
	Cill type	85mm	150mm	165mm	180mm	225mm	None	Ext. handle type / colour	/			
	Drainage	Face		Concealed		None		Int. handle type / colour	/			
	Threshold type	57mm		77mm		Aluminium (silver)	Aluminium (gold)	Knocker type / colour	/			
	Add-on size	10mm	20mm	50mm	2.5mm coupler	20mm coupler	Letterbox type / colour	/				
	Side(s) required	Top	Bottom	Left	Right		Door viewer	Chrome	Gold	None		
	Door type	Entrance		Stable		French		Door guard	Chrome	Gold		None
	Master leaf	Left		Right		N/A		Glass appearance	Clear	Patterned:		
	Lock type	Lever-operated			Self-locking and Key operated		Glass decoration					
	LOCATION	QTY										

	Width	(including add-on)					Hinge colour				Notes / Special requirements	
	Height	(including cill)					Door style					
	Toplight drop	(if not 400mm)					Ext. door colour					
	Opening direction	Open in			Open out		Int. door colour					
	Cill type	85mm	150mm	165mm	180mm	225mm	None	Ext. handle type / colour	/			
	Drainage	Face		Concealed		None		Int. handle type / colour	/			
	Threshold type	57mm		77mm		Aluminium (silver)	Aluminium (gold)	Knocker type / colour	/			
	Add-on size	10mm	20mm	50mm	2.5mm coupler	20mm coupler	Letterbox type / colour	/				
	Side(s) required	Top	Bottom	Left	Right		Door viewer	Chrome	Gold	None		
	Door type	Entrance		Stable		French		Door guard	Chrome	Gold		None
	Master leaf	Left		Right		N/A		Glass appearance	Clear	Patterned:		
	Lock type	Lever-operated			Self-locking and Key operated		Glass decoration					
	LOCATION	QTY										

Declaration - I understand the product specification and confirm familiarity with the producer's standards. I understand that this order cannot be cancelled, changed or delayed once placed and accept full responsibility for this order, even if it has been completed by a third party or TruFrame representative. I have read, understood and agreed to the terms and conditions of sale. By submitting this order form, I instruct TruFrame to process this order as per this declaration.

Signed: _____

Date: _____