

Patio Doors
Liniar 70mm system

Order

Quote

Company name:	Page: _____ of _____	Date:
Company postcode:	Requested delivery date:	
Contact name:	Your reference:	
Contact telephone:	Our order number:	

System type	Sculptured only		
Bead type	Sculptured only		
Colour			
Glazing	Glazed	Unglazed	
Glass spec to WER	A+	A	C



Saxby Road Industrial Estate
Melton Mowbray
LE13 1BS

T: 01664 410140
F: 01664 410141

E: orders@truframe.co.uk
E: quotes@truframe.co.uk

ALL SCHEME DRAWINGS ARE VIEWED FROM OUTSIDE

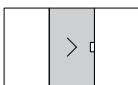
XO



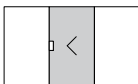
OX



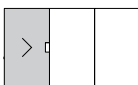
OXO-R



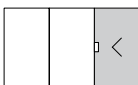
OXO-L



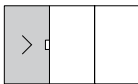
XOO



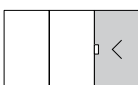
OOX



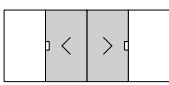
XOO(S)



OOX(S)



OXXO



LOCATION							QTY	Handle colour	White	Black	Chrome	Gold	Notes / Special requirements	
								Letterbox	Yes		No			
Scheme								Letterbox colour	White	Black	Chrome	Gold		
Width	(including add-on)							Add-on size	10mm	20mm	50mm	2.5mm coupler	20mm coupler	
Height	(including cill)							Side(s) required	Top	Bottom	Left	Right		
Midrail height	(if not 850mm)							Glass type	Annealed	Toughened		Laminated		
Cill type	85mm	150mm	165mm	180mm	225mm	None	Glass appearance	Clear	Patterned:					
Drainage	Concealed	Face		None			Spacer bar type	Aluminium		Warm edge spacer				
Threshold	Frame	Aluminium (silver)		Aluminium (gold)			Spacer bar colour							

LOCATION							QTY	Handle colour	White	Black	Chrome	Gold	Notes / Special requirements	
								Letterbox	Yes		No			
Scheme								Letterbox colour	White	Black	Chrome	Gold		
Width	(including add-on)							Add-on size	10mm	20mm	50mm	2.5mm coupler	20mm coupler	
Height	(including cill)							Side(s) required	Top	Bottom	Left	Right		
Midrail height	(if not 850mm)							Glass type	Annealed	Toughened		Laminated		
Cill type	85mm	150mm	165mm	180mm	225mm	None	Glass appearance	Clear	Patterned:					
Drainage	Concealed	Face		None			Spacer bar type	Aluminium		Warm edge spacer				
Threshold	Frame	Aluminium (silver)		Aluminium (gold)			Spacer bar colour							

LOCATION							QTY	Handle colour	White	Black	Chrome	Gold	Notes / Special requirements	
								Letterbox	Yes		No			
Scheme								Letterbox colour	White	Black	Chrome	Gold		
Width	(including add-on)							Add-on size	10mm	20mm	50mm	2.5mm coupler	20mm coupler	
Height	(including cill)							Side(s) required	Top	Bottom	Left	Right		
Midrail height	(if not 850mm)							Glass type	Annealed	Toughened		Laminated		
Cill type	85mm	150mm	165mm	180mm	225mm	None	Glass appearance	Clear	Patterned:					
Drainage	Concealed	Face		None			Spacer bar type	Aluminium		Warm edge spacer				
Threshold	Frame	Aluminium (silver)		Aluminium (gold)			Spacer bar colour							

Declaration - I understand the product specification and confirm familiarity with the producer's standards. I understand that this order cannot be cancelled, changed or delayed once placed and accept full responsibility for this order, even if it has been completed by a third party or TruFrame representative. I have read, understood and agreed to the terms and conditions of sale. By submitting this order form, I instruct TruFrame to process this order as per this declaration.

Signed: _____

Date: _____