

WELCOME HOME TO QUALITY AND STYLE

COMPOSITE DOORS



 **TruFrame**

Beautiful protection for your home

You shouldn't have to compromise on aesthetics, security or durability when it comes to your home's entrance. Our range of composite doors offer the perfect blend of style, resilience and functionality.

Our composite doors are meticulously crafted to redefine the standards of excellence, while providing an array of incredible benefits that are sure to enhance your living experience. We understand the need for a door that not only offers security but also enhances the aesthetic appeal of your home.

Our doors come in a wide range of designs, colours and finishes, allowing you to choose the perfect style that matches your home's unique character. Whether you prefer a traditional, contemporary, or designer look, we have the ideal door to complement your taste and elevate your home's kerb appeal.

4



10



36



65



Make an entrance	04
Complement any home	06
Thermally efficient by design	07
Why Linar	07
Doors	10
Carnoustie - including Birkdale and Penina	10
Augusta - including Augusta Long and Long II	16
Belfry	20
Riviera - including Sunburst	22
Portrush - including Sunburst	23
Sunningdale	26
Saunton	28
Lytham	30
Gleneagles	34
Oakmont - including Copenhagen	36
Square - including Pevero	38
Seminole	42
Turnberry	44
Merion	46
Troon - including Muirfield and Pinehurst	48
Chantilly - including Sunburst	52
Valderrama	54
Vilamoura	56
St. Andrews - including Craftsman	58

Inox Barcelona	60
Inox Paris - including Biarritz	61
Inox Lyon	62
Inox Nice	63
Inox Monaco	64
Inox Munich	65
Side panel options	66
Glazing	68
Cassette options	68
Glass decoration	69
Peace of mind	74
Highest security locking	74
The finishing touch	76
Handle options	76
Cylinders	77
Letterplates, Knockers and Spyholes	78
Thresholds	79
Colour and finish	80
The perfect match	80
Quality and care	82
Maintenance	82

69



74



76



80



Make an entrance

When it comes to design, security and energy efficiency, doesn't your home deserve the best?

Our engineered composite doors are the minimal-maintenance alternative to traditional door materials.

The high-definition woodgrain or smooth etched Glass Reinforced Plastic (GRP) outer skins will look stunning for years to come, delivering long-lasting kerb appeal to any property.

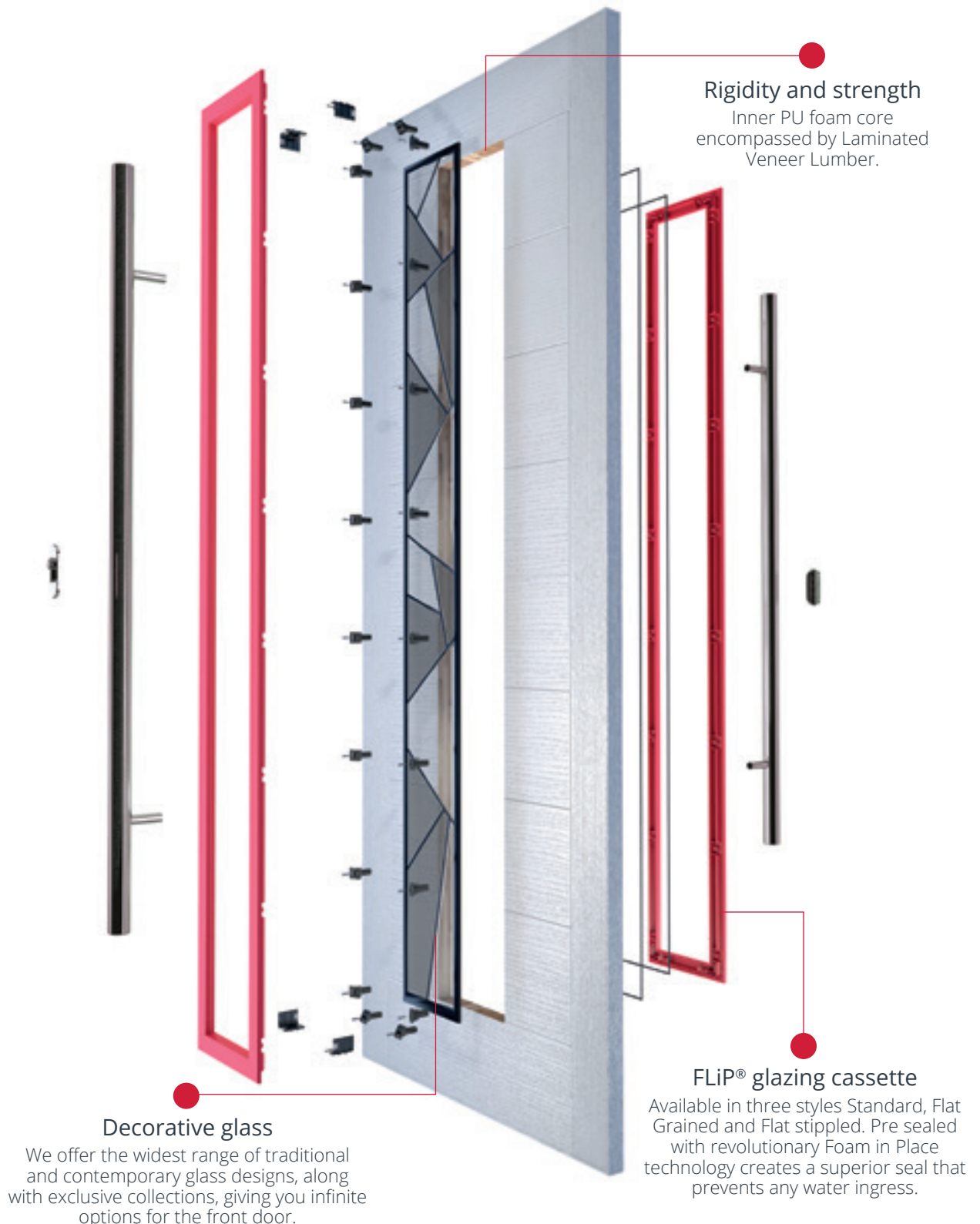
Our doors offer stability from the elements with their Laminated Veneer Lumber (LVL) subframe, encased with expanded PVC for extra protection against any water ingress.

The high density Polyurethane foam inner core offers exceptional thermal efficiency and will help to reduce energy bills in comparison with any other door on the market.



Traditional, yet modern

GRP outer skins provide the look and feel of traditional woodgrained doors, but without the maintenance.



Compliment any home

With a wide range of traditional, rural, contemporary and designer styles, our elegant composite doors enhance any property.

KEY DETAILS

Durable and low maintenance

High security locking system

Insulating foam core

Environmentally friendly

Secured by Design



Design options

There is a comprehensive selection of styles across our range of composite doors.



Hardware options

From Pull Bar handles to Victorian knockers in a variety of colours, we have got everything you need to make your door stand out from the rest.



Glazing options

Each design offers something different to the overall look. There's a style to suit every type of home.



Highest security

Keep intruders at bay with a multi-point lock and cylinder, designed to withstand all attack methods.



The perfect system

Choosing our advanced door system might be one of the best home improvement decisions you will ever make.

Unrivalled insulation

High density Polyurethane foam core provides exceptional thermal insulation and sound deadening.

Vapour shield

Expanded PVC section provides rigidity while also being a thick barrier to prevent water ingress.

Increased strength


The Laminated Veneer Lumber (LVL) engineered subframe is cross-bonded and has no knots, for improved strength and durability over conventional wood.

Superior frames

Multi-chambered profile system prevents heat transfer, while three separate weatherseals prevents draught and water penetration.

Tough outer layer

Thick GRP skins in either an authentic woodgrain or Links etched finish, the latter of which perfectly matches the look of aluminium.



Why we choose Liniar

Our frames are designed and manufactured using innovative methods and materials, ensuring you're covered against warping, splitting and discolouration for a minimum of 10 years.



10 Year Guarantee

All frames come with a 10 year guarantee from the date of installation. You can rest assured that our products are built to last.



Thermal Efficiency

Our frames deliver superior thermal and energy efficiency, while preventing draught and water penetration.



Environmentally Friendly

All our products are guaranteed 100% lead-free. Environmentally friendly in materials and production, choosing Liniar reduces your environmental impact.




Door styles at a glance

From traditional to contemporary, cottage to designer, whichever door style you choose, it's guaranteed to bring enduring style to your property.

Our composite doors are available with a variety of glazing cassettes, allowing you to select the perfect style to complete your door. For more about the cassette types, see page 68.


[illegible]

Panel styles



Woodgrained and Moulded Panels

These doors have a simulated woodgrain pattern to give them an authentic timber appearance.



Links Etched Finish Panel

These doors have a unique 'stippled' texture to give them the appearance of aluminium doors.

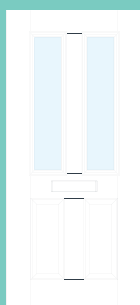
[illegible]




Main Image Original Carnoustie in Wedgewood with Crystal Flowers glazing




Door style and glazing options



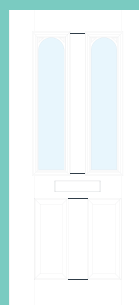
Carnoustie
Original




Carnoustie
Farmhouse



Carnoustie
Flush



Birkdale
Original




Penina
Original

Carnoustie including Birkdale and Penina


Our most popular door, which is now available in a choice of style variations.




Original Carnoustie
Colour Agate Grey
Glazing Elan



Original Carnoustie
Colour Red
Glazing Modena



Farmhouse Carnoustie
Colour Black
Glazing Abstract



Flush Carnoustie
Colour Olive Grove
Glazing Spitalfields




Original Carnoustie
Colour Rosewood
Glazing Finesse




Original Carnoustie

Colour Black Ice

Glazing Murano Blue



Also available in Black, Green, Purple and Red



Original Carnoustie

Colour Balcony Sunset

Glazing Holborn



Farmhouse Carnoustie

Colour Victory Blue


Glazing Greenwich



Flush Carnoustie

Colour Moonshine

Glazing Diamond Cut



Flush Carnoustie

Colour Rooftop Terrace


Glazing Matrix



Original Carnoustie

Colour Stormy Seas


Glazing Classic



Farmhouse Carnoustie

Colour Rose Garden


Glazing Linear



Flush Carnoustie

Colour Pointed Rock

Glazing Worker Bee



Flush Carnoustie
Colour Vanilla
Glazing Symphony



Farmhouse Carnoustie
Colour Slate Grey
Glazing Richmond



Flush Carnoustie
Colour Anchors Away
Glazing Zinc Star



Farmhouse Carnoustie
Colour Dusky Pink
Glazing Victorian Border



Farmhouse Carnoustie
Colour Emerald Green
Glazing Horizon



Flush Carnoustie
Colour Cream White
Glazing New Orleans



Original Carnoustie
Colour Bright Magma
Glazing Elderton




Farmhouse Carnoustie
Colour Cotswold
Glazing Espirit



Original Penina

Colour Tropical Rainforest
Glazing Tahoe Green




Also available in Black, Purple, Blue and Red



Original Penina

Colour Blue
Glazing Clear



Original Penina

Colour GRiP® Yellow
Glazing Mayfair




Original Penina

Colour Bolero
Glazing Element



Original Penina

Colour Chartwell Green
Glazing Murano Green



Original Penina

Colour FLiP® Coral
Glazing Flair



Original Penina

Colour Azure
Glazing French



Original Penina


Colour Green
Glazing Beaumont



Original Birkdale
Colour Anthracite
Glazing Abstract



Original Birkdale
Colour Sandy Shoes
Glazing Satin



Original Birkdale
Colour Citrine
Glazing Clarity Zinc



Also available in Brass



Original Birkdale
Colour Mulberry
Glazing Simplicity Zinc



Also available in Brass



Original Birkdale
Colour Desert Dunes
Glazing Cathedral



Original Birkdale
Colour White
Glazing Pinpoint



Original Birkdale
Colour Golden Oak
Glazing Prairie




Original Birkdale
Colour Irish Oak
Glazing Elegance




Main Image Monza Augusta in Irish Oak with Chelsea glazing




Door style and glazing options Other styles available, see page 9



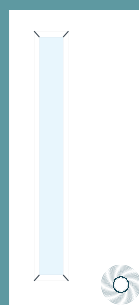
Augusta
Cottage




Augusta Right
Farmhouse



Augusta
Long II
Flush



Augusta
Long Left
Links




Augusta Long
Monza

Augusta including Augusta Long

With its simple, slim glazed panel, the Augusta has a clean modern style.



Flush Augusta
Colour Anthracite Grey
Glazing Symphony



Farmhouse Augusta
Colour Clay
Glazing Modena



Monza Augusta
Colour Victory Blue
Glazing Simplicity Zinc



Cottage Augusta Long
Colour Forest Trail
Glazing Element




Links Augusta Long II
Colour Rose Garden
Glazing Kensington



Links Augusta Left
Colour Black
Glazing Murano Black




Also available in Blue, Green, Purple and Red



Farmhouse Augusta
Colour Clotted Cream
Glazing Style H Dakar



Monza Augusta
Colour White
Glazing Greenwich



Flush Augusta Left
Colour Bright Pink
Glazing Linear



Flush Augusta Left
Colour Fireglow
Glazing Style A Ink



Monza Augusta
Colour Surfside
Glazing Tahoe Blue




Cottage Augusta Left
Colour Golden Oak
Glazing Victorian Border



Links Augusta
Colour Rooftop Terrace
Glazing Beaumont



Flush Augusta Long Left
Colour Tree Frog
Glazing Tahoe Green



Also available in Black, Blue, Purple and Red



Monza Augusta Long
Colour Anchors Away
Glazing Classic



Links Augusta Long Right
Colour GRIP® Yellow
Glazing Prairie




Cottage Augusta Long II
Colour Barnwood Grey
Glazing Matrix



Farmhouse Augusta Long Left
Colour Bahia Blue
Glazing Horizon



Monza Augusta Long Left
Colour Summit Grey
Glazing Strand




Flush Augusta Long II
Colour Florida
Glazing New Orleans



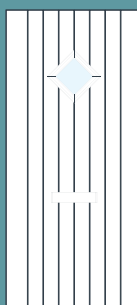
Monza Augusta Long
Colour Stormy Seas
Glazing Laguna



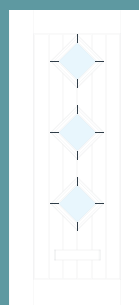
Main Image Cottage Belfry in Cotswold with Greenwich glazing



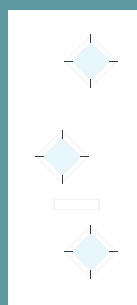
Door style and glazing options Other styles available, see page 9



Belfry
Cottage



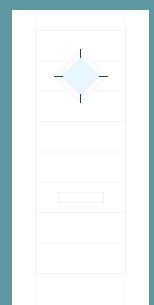
Belfry 3
Farmhouse



Belfry 3 Left
Flush



Belfry 3 Right
Links



Belfry
Monza

Belfry

The unique diamond glazing makes the Belfry one of our most adaptable designs.




Monza Belfry

Colour Spartan Stone
Glazing Murano Black



Links Belfry 3

Colour Temple
Glazing Simplicity



Farmhouse Belfry 3 Left

Colour Red
Glazing Murano Red



Also available in Blue, Black, Green, and Purple



Flush Belfry 3 Left

Colour Nimbus
Glazing Dorchester=



Monza Belfry

Colour Irish Oak
Glazing Rain



Farmhouse Belfry

Colour Black
Glazing Murano Black



Links Belfry 3

Colour Shadow
Glazing Victorian Border



Cottage Belfry

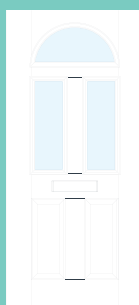
Colour Chartwell Green
Glazing Greenwich



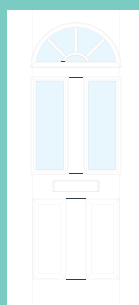
Main Image Original Riviera in Olive Grove with Dorchester Green glazing



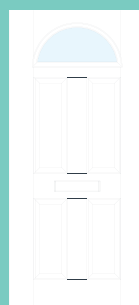
Door style and glazing options



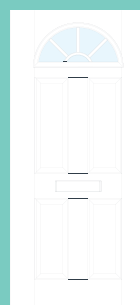
Riviera
Original



Riviera
Sunburst
Original



Portrush
Original



Portrush
Sunburst
Original

Riviera including Portrush and Sunburst options

A classic design, which suits many properties.



Original Portrush
Colour Black
Glazing Murano Black



Original Portrush Sunburst
Colour Red
Glazing GridLite Satin / Satin



Original Portrush Sunburst
Colour Victory Blue
Glazing GridLite Etch



Original Portrush
Colour Temple
Glazing Diamond Cut



Original Portrush
Colour White
Glazing Style A Ink




Original Riviera
Colour Clay
Glazing Mayfair



Original Riviera Sunburst
Colour Victory Blue
Glazing GridLite Satin / Satin



Original Portrush
Colour Anthracite
Glazing Symphony



Original Riviera Sunburst
Colour Very Berry
Glazing GridLite Etch / Kensington



Original Portrush
Colour Stormy Bay
Glazing Flair



Original Portrush Sunburst
Colour Golden Oak
Glazing GridLite Satin



Original Riviera
Colour Spartan Stone
Glazing Elderton



Original Riviera Sunburst
Colour Dusky Pink
Glazing GridLite Cathedral / Cathedral



Original Riviera
Colour Blue
Glazing Murano Blue



Also available in Black, Green, Purple and Red



Original Riviera Sunburst
Colour Agate Grey
Glazing GridLite Pinpoint / Pinpoint




Original Portrush
Colour Sage Green
Glazing Reflections



Original Portrush Sunburst
Colour Cream White
Glazing GridLite Etch



Original Portrush
Colour Slate Grey
Glazing Style E Bodoni



Original Portrush Sunburst
Colour Bolero
Glazing GridLite Cathedral



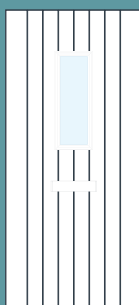
Original Riviera
Colour Azure
Glazing Victorian Border



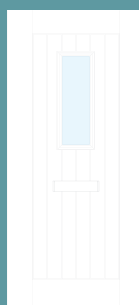
Original Riviera Sunburst
Colour Irish Oak
Glazing GridLite Rain / Rain



Door style and glazing options




Sunningdale
Cottage



Sunningdale
Farmhouse



Sunningdale
Flush



Sunningdale
Monza

Sunningdale

Versatile elegance available with a wide range of glass options.




Flush Sunningdale
Colour Diablo
Glazing Modena



Cottage Sunningdale
Colour Black
Glazing Tahoe Black



Also available in Blue, Green, Purple and Red



Farmhouse Sunningdale
Colour Chartwell Green
Glazing Abstract



Flush Sunningdale
Colour Green
Glazing Murano Green



Also available in Blue, Black, Purple, and Red



Farmhouse Sunningdale
Colour Putty
Glazing Diamond Cut



Monza Sunningdale
Colour Bahia Blue
Glazing Symphony



Cottage Sunningdale
Colour Irish Oak
Glazing Espirit



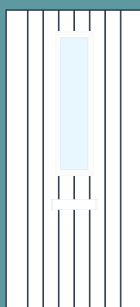
Monza Sunningdale
Colour Shadow
Glazing Crystal Flowers



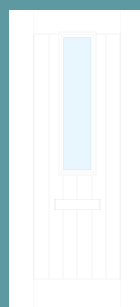
Main Image Cottage Saunton in Black with Prairie glazing




Door style and glazing options Other styles available, see page 9




Saunton
Cottage




Saunton
Farmhouse



Saunton Left
Farmhouse



Saunton
Flush



Saunton
Monza

Saunton

A great alternative to the Sunningdale, with a longer glazing panel.



Flush Saunton
Colour Harbour
Glazing Greenwich




Cottage Saunton Left
Colour Citrine
Glazing Linear



Cottage Saunton Left
Colour Forest Trail
Glazing Tahoe Green



Monza Saunton
Colour Barnwood Grey
Glazing Richmond




Also available in Blue, Black, Purple and Red



Farmhouse Saunton Left
Colour Rosewood
Glazing Elan



Monza Saunton
Colour Cream White
Glazing Victorian Border



Farmhouse Saunton
Colour FLiP® Coral
Glazing Flair




Flush Saunton
Colour Irish Oak
Glazing Elderton




Main Image Original Lytham in Black with New Orleans glazing




Door style and glazing options Other styles available, see page 9



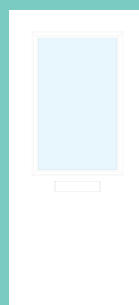
Lytham




Lytham
4 Grid



Lytham
9 Grid



Lytham
Flush




Lytham
9 Grid
Flush

Lytham including Grid options

With its large glazed area, the Lytham lets light shine through.



Flush Lytham 4 Grid
Colour Blue
Glazing GridLite Etch



Original Lytham
Colour Golden Oak
Glazing Elan



Original Lytham 9 Grid
Colour Slate Grey
Glazing GridLite Etch




Original Lytham 4 Grid
Colour White
Glazing GridLite Cathedral




Original Lytham
Colour Diablo
Glazing Style F Franklin



Flush Lytham
Colour California
Glazing Chelsea




Original Lytham 4 Grid
Colour Green
Glazing GridLite Etch




Original Lytham 9 Grid
Colour Citrine
Glazing GridLite Satin



Original Lytham
Colour Anthracite
Glazing Murano Black



Also available in Blue, Green, Purple and Red



Original Lytham 4 Grid
Colour Mulberry
Glazing GridLite Etch



Original Lytham 4 Grid
Colour Agate Grey
Glazing GridLite Cathedral



Original Lytham 9 Grid
Colour Rosewood
Glazing GridLite Pinpoint



Flush Lytham
Colour Military Grey
Glazing Abstract



Flush Lytham

Colour Cream White
Glazing Elegance




Original Lytham 4 Grid

Colour City Tower
Glazing GridLite Pinpoint



Flush Lytham

Colour Victory Blue
Glazing Modena



Flush Lytham 9 Grid

Colour Temple
Glazing GridLite Etch




Flush Lytham

Colour Tropical Rainforest
Glazing Strand



Original Lytham

Colour Irish Oak
Glazing Gibson



Flush Lytham 9 Grid

Colour Sandstone
Glazing GridLite Etch



Flush Lytham

Colour Nimbus
Glazing Style G Dakar




Main Image Original Gleneagles in Slate Grey with Horizon glazing




Door style and glazing options



3 Quarter
Solid



Gleneagles



Gleneagles
4 Grid

Gleneagles including Grid option


With its eloquent design the Gleneagles is a very popular style.



Original Gleneagles
Colour Rosewood
Glazing Crystal Flowers



Original Gleneagles
Colour Blue
Glazing Murano Blue



Also available in Black, Green, Purple and Red



Original Gleneagles
Colour Mushroom
Glazing Strand




Original Gleneagles 4 Grid
Colour Stormy Seas
Glazing Venetian Blind




3 Quarter Solid
Colour Sandy Shoes
Glazing None



Original Gleneagles
Colour Black Ice
Glazing Style G Bodoni



Original Gleneagles 4 Grid
Colour Moonshine
Glazing GridLite Etch



Original Gleneagles
Colour Red
Glazing Beaumont




Main Image Flush Oakmont 4, in Sage with Strand glazing



Door style and glazing options Other styles available, see page 9



Oakmont 3
Cottage




Oakmont 4
Farmhouse



Copenhagen
Flush



Oakmont 3
Links



Oakmont 4
Monza

Oakmont including Copenhagen

A stunning new design using colour matched cassettes for all colour options.



Monza Oakmont 3
Colour Military Grey
Glazing Mayfair



Farmhouse Oakmont 4
Colour FLiP® Coral
Glazing Greenwich



Flush Oakmont 4
Colour Silver Grey
Glazing Element



Monza Oakmont 4
Colour Anthracite Grey
Glazing Tahoe Blue



Also available in Black, Green, Purple and Red



Farmhouse Copenhagen
Colour Victory Blue
Glazing Victorian Border



Links Oakmont 4
Colour Citrine
Glazing Holborn



Flush Oakmont 3
Colour Treasure Seeker
Glazing Tahoe Purple



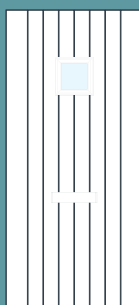
Monza Oakmont 4
Colour Tropical Rainforest
Glazing Kensington




Main Image Links Square 4 in Slate Grey with Richmond glazing




Door style and glazing options Other styles available, see page 9




Pevero
Cottage




Square 3
Farmhouse



Square 4
Flush



Square 4
Links




Square 5 Left
Monza

Square including Pevero and Pinehurst

The perfect statement for a contemporary property, with many glazing variations..




Flush Square 4
Colour Anthracite Grey
Glazing Tahoe Black



Farmhouse Square 3 Left
Colour Clay
Glazing Cathedral



Monza Square 3
Colour Victory Blue
Glazing Kensington




Links Square 5 Left
Colour Rose Garden
Glazing Murano Purple




Cottage Square 4 Left
Colour Forest Trail
Glazing Pinpoint



Cottage Square 3
Colour Cavalry
Glazing Tahoe Blue



Also available in Black, Green, Purple and Red



Farmhouse Square 3 Left
Colour Desert Dunes
Glazing Simplicity Zinc




Flush Square 3 Left
Colour Victory Blue
Glazing Serenity



Links Square 4
Colour Moonshine
Glazing Greenwich



Monza Square 4 Left
Colour Rooftop Terrace
Glazing Murano Green



Farmhouse Square 4
Colour Balcony Sunset
Glazing Richmond




Flush Square 5 Left
Colour Pointed Rock
Glazing Strand



Cottage Square 4
Colour Stormy Seas
Glazing Murano Blue



Cottage Pevero
Colour Red
Glazing Murano Red



Also available in Black, Blue, Green and Purple



Farmhouse Pevero
Colour Stormy Bay
Glazing New Orleans



Links Pevero
Colour City Tower
Glazing Finesse



Monza Pevero
Colour Bright Magma
Glazing Matrix



Monza Pevero
Colour Bahia Blue
Glazing Rain



Flush Pevero
Colour Vanilla
Glazing Victorian Border



Flush Pevero
Colour White
Glazing Laguna



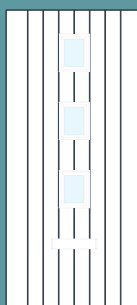
Farmhouse Pevero
Colour Irish Oak
Glazing Bullion




Main Image Flush Seminole 4 Left in Florida with Victorian Border glazing



Door style and glazing options Other styles available, see page 9




Seminole 3
Cottage



Seminole 4
Farmhouse



Seminole 5
Flush



Seminole T3
Farmhouse



Seminole
Barcelona
Flush

Seminole including Barcelona

A very popular door design with an abundance of glazing options and positions.



Cottage Seminole 3
Colour Mulberry
Glazing Murano Purple




Also available in Blue, Black, Green, and Red



Farmhouse Seminole 4
Colour Bahia Blue
Glazing Linear



Flush Seminole 3 Left
Colour Bolero
Glazing Tahoe Red



Also available in Blue, Black, Green, and Purple



Farmhouse Seminole 4 Left
Colour Stormy Bay
Glazing Kensington



Cottage Seminole T3
Colour Golden Oak
Glazing Aurora



Farmhouse Seminole 5 Left
Colour Agate Grey
Glazing Murano Black



Cottage Seminole T3 Left
Colour Pointed Rock
Glazing Bullion




Flush Seminole Barcelona Left
Colour Rooftop Terrace
Glazing Richmond



Main Image Original Turnberry in Blue with Murano Blue glazing



Door style and glazing options



Turnberry



Turnberry
Grid

Turnberry including Grid option

The large arched glazed area can be further enhanced with our GridLite option.



Original Turnberry
Colour Irish Oak
Glazing Prairie



Original Turnberry
Colour Black
Glazing Style B Willow



Original Turnberry
Colour French Blue
Glazing Classic




Original Turnberry
Colour Barnwood Grey
Glazing French



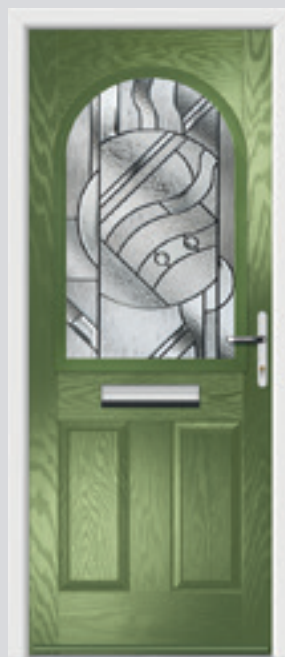
Also available in Blue, Black, Green, and Red




Original Turnberry 11 Grid
Colour White
Glazing GridLite Etch



Original Turnberry
Colour Very Berry
Glazing Spitalfields



Original Turnberry
Colour Olive Grove
Glazing Abstract



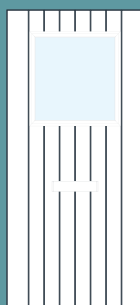
Original Turnberry 11 Grid
Colour Vanilla
Glazing GridLite Etch



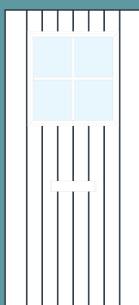
Main Image Farmhouse Merion in Mushroom with Gridlites glazing




Door style and glazing options




Merion
Cottage




Merion 4 Grid
Cottage



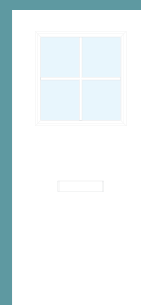
Merion
Farmhouse



Merion 4 Grid
Farmhouse



Merion
Flush




Merion 4 Grid
Flush

Merion including Grid Option

Available with a complementary glass designed specifically for this door style.



Flush Merion
Colour Treasure Seeker
Glazing Kensington




Farmhouse Merion 4 Grid
Colour Clotted Cream
Glazing GridLite Cathedral



Cottage Merion
Colour Florida
Glazing New Orleans



Flush Merion 4 Grid
Colour Anthracite Grey
Glazing GridLite Etch



Farmhouse Merion 4 Grid
Colour FLiP® Coral
Glazing GridLite Satin



Cottage Merion
Colour Irish Oak
Glazing Style F Dakar



Farmhouse Merion 4 Grid
Colour Emerald Green
Glazing GridLite Pinpoint



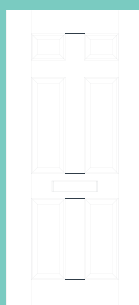
Flush Merion
Colour Wedgewood
Glazing Victorian Border



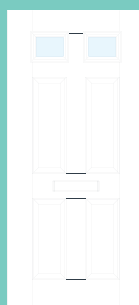
Main Image Original Troon in Agate Grey with Matrix glazing



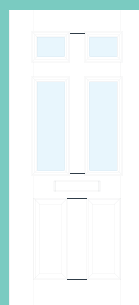
Door style and glazing options



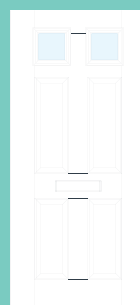
Solid



Muirfield



Troon



Pinehurst

Troon including Muirfield and Pinehurst

The original six-panel door can be enhanced with either two or four glazing details.



Original Troon
Colour Blue
Glazing New Orleans



Original Muirfield
Colour Rosewood
Glazing Kensington



Original Troon
Colour Slate Grey
Glazing Pinpoint



Original Muirfield
Colour Cream White
Glazing Bullion




6 Panel Solid
Colour Rose Garden
Glazing None



Original Troon

Colour Victory Blue
Glazing Tahoe Blue



Also available in Black, Green, Purple and Red




Original Troon

Colour Agate Grey
Glazing Symphony




Original Troon

Colour Citrine
Glazing Pinpoint



Original Troon

Colour Military Grey
Glazing Murano Black



Also available in Blue, Green, Purple and Red



Original Troon

Colour Blue
Glazing Victorian Border



Original Troon

Colour Red
Glazing Modena



Original Troon

Colour Sandstone
Glazing Satin




Original Troon


Colour Anthracite
Glazing Greenwich



Original Muirfield
Colour White
Glazing Cathedral



Original Muirfield
Colour Mulberry
Glazing Spitalfields



Original Muirfield
Colour Irish Oak
Glazing Prairie



Original Muirfield
Colour Emerald Green
Glazing Linear



Original Pinehurst
Colour Cotswold
Glazing Horizon



Original Pinehurst
Colour Dusky Pink
Glazing Aurora



6 Panel Solid
Colour Summit Grey
Glazing None



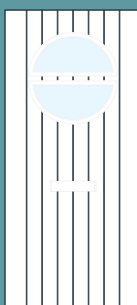
6 Panel Solid
Colour Golden Oak
Glazing None



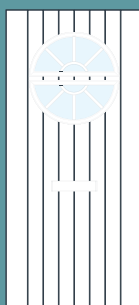
Main Image Flush Chantilly in Black with Holborn glazing



Door style and glazing options



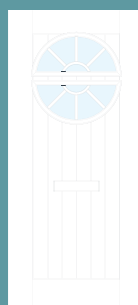
Chantilly
Cottage



Chantilly
Sunburst
Cottage



Chantilly
Farmhouse



Chantilly
Sunburst
Farmhouse



Chantilly
Flush




Chantilly
Sunburst
Flush

Chantilly including Sunburst option


The facing curves of the glazing detail make a truly bold statement.



Flush Chantilly
Colour Desert Dunes
Glazing Worker Bee



Flush Chantilly Sunburst
Colour Victory Blue
Glazing GridLite Etch



Farmhouse Chantilly
Colour Fireglow
Glazing Simplicity Brass




Flush Chantilly Sunburst
Colour Clay
Glazing GridLite Satin



Farmhouse Chantilly Sunburst
Colour Anthracite Grey
Glazing Satin



Cottage Chantilly
Colour Forest Trail
Glazing Reflections



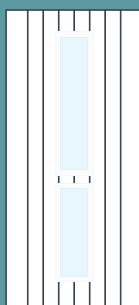
Cottage Chantilly Sunburst
Colour Rose Garden
Glazing GridLite Etch




Cottage Chantilly
Colour Anchors Away
Glazing Matrix

Main Image Flush Valderrama in Victory Blue with Matrix glazing


Door style and glazing options Other styles available, see page 9




Valderrama
Cottage




Valderrama
Farmhouse



Valderrama
Left
Farmhouse



Valderrama
Right
Farmhouse



Valderrama
Flush

Valderrama

European looks with traditional glazing make the Valderrama a popular style.



Cottage Valderrama
Colour Chartwell Green
Glazing Symphony



Farmhouse Valderrama
Colour Diablo
Glazing Tahoe Red



Also available in Black, Blue, Green, and Purple



Flush Valderrama
Colour Temple
Glazing Holborn



Cottage Valderrama
Colour Shadow
Glazing Murano Blue



Also available in Black, Green, Purple and Red



Flush Valderrama Left
Colour Black
Glazing Diamond Cut



Cottage Valderrama
Colour Nimbus
Glazing Gibson



Flush Valderrama
Colour Spartan Stone
Glazing Victorian Border




Farmhouse Valderrama Right
Colour Irish Oak
Glazing Finesse




Main Image Flush Vilamoura in Moonshine with Abstract glazing



Door style and glazing options



Vilamoura
Cottage



Vilamoura
Farmhouse



Vilamoura
Flush

Vilamoura

The inline slim glazing details are inspired by European door styling.



Cottage Vilamoura

Colour Mulberry
Glazing Murano Purple



Also available in Blue, Black, Green, and Red



Farmhouse Vilamoura

Colour Bahia Blue
Glazing Tahoe Blue



Also available in Black, Green, Purple and Red



Flush Vilamoura

Colour Bolero
Glazing Aurora



Farmhouse Vilamoura

Colour Stormy Bay
Glazing Linear



Cottage Vilamoura

Colour Golden Oak
Glazing Kensington



Farmhouse Vilamoura

Colour Agate Grey
Glazing Rain



Cottage Vilamoura

Colour Pointed Rock
Glazing Zinc Star



Flush Vilamoura


Colour Rooftop Terrace
Glazing Victorian Border




Main Image Original St. Andrews in Barnwood Grey with New Orleans glazing



Door style and glazing options




Craftsman
Solid



St. Andrews

St. Andrews including Craftsman

A timeless design, the St. Andrews will remain a popular design for years to come.



Original St. Andrews
Colour Red
Glazing Beaumont



Original St. Andrews
Colour Black
Glazing Havana



Original St. Andrews
Colour Putty
Glazing Dorchester Amber



Original St. Andrews
Colour Rosewood
Glazing Zinc Star



Craftsman Solid
Colour Golden Oak
Glazing None



Original St. Andrews
Colour Twilight
Glazing Crystal Flowers



Craftsman Solid
Colour Irish Oak
Glazing None



Original St. Andrews
Colour Olive Grove
Glazing Style C Bodoni

Inox Barcelona

The sweeping design 'oozes' sophistication and is an increasingly popular choice.



Door style and glazing options



**Inox Barcelona
Left
Flush**



**Inox Barcelona
Right
Links**



**Inox Barcelona
Left w/curve
Flush**



**Inox Barcelona
Right w/curve
Links**



Main Image Links Inox Barcelona in Cotswolds with Yukon glazing



Links Inox Barcelona Left
Colour Harbour Blue
Glazing Clear



Flush Inox Barcelona Left
Colour Irish Oak
Glazing Yukon



**Links Inox Barcelona Left
with Curve**
Colour Olive Grove
Glazing Satin



**Flush Inox Barcelona Left
with Curve**
Colour Rose Garden
Glazing Quartz

Inox Paris including Inox Biarritz

Delivers flair and grace, and makes a real statement.




Main Image Flush Inox Paris in Golden oak with Tacoma glazing




Door style and glazing options

Other styles available, see page 9



**Inox Paris
Left
Flush**



**Inox Paris
Left
Monza**



**Inox Biarritz
Left
Flush**



**Inox Biarritz
Right
Links**



Links Inox Paris Left
Colour Pointed Rock
Glazing Clear



Monza Inox Paris Right
Colour Citrine
Glazing Tacoma



Flush Inox Biarritz Left
Colour Bolero
Glazing Satin



Links Inox Biarritz Left
Colour Tropical Rainforest
Glazing Clear

Inox Lyon

A stunning mix of glazing panels, effortlessly balancing light, privacy and design.




Door style and glazing options


Other styles available, see page 9



Inox Lyon
Flush



Inox Lyon Left
Links



Inox Lyon Right
Flush



Main Image Flush Inox Lyon in Black with Tahoe Black glazing



Links Inox Lyon
Colour Anthracite Grey
Glazing Aurora



Flush Inox Lyon
Colour Diablo
Glazing Greenwich



Links Inox Lyon Left
Colour Cavalry
Glazing Richmond



Flush Inox Lyon Left
Colour Stormy Seas
Glazing Satin


Inox Nice

A Mediterranean style that allows light to stream in, without feeling overlooked.




Door style and glazing options


Other styles available, see page 9




Inox Nice Left
Flush



Inox Nice
Links



Inox Nice Right
Flush



Inox Nice
Monza




Links Inox Nice
Colour Azure
Glazing Greenwich



Monza Inox Nice
Colour Black Ice
Glazing Rain



Flush Inox Nice Left
Colour GRIP® Yellow
Glazing Aurora




Monza Inox Nice Left
Colour Surfside
Glazing Clear

Inox Monaco


With its long centre glazing, the Inox Monaco achieves a bold yet graceful design.




Door style and glazing options



**Inox Monaco
Flush**



**Inox Monaco
Links**



**Inox Monaco
Monza**



Main Image Monza Inox Monaco in Desert Dunes with Satin glazing



Links Inox Monaco
Colour Sage Green
Glazing Aurora



Monza Inox Monaco
Colour Bright Magma
Glazing Greenwich



Flush Inox Monaco
Colour White
Glazing Pinpoint




Monza Inox Monaco
Colour Pale Pink
Glazing Rain

Inox Munich


Understated and classy with a large central lite, the Inox Munich is a popular option.




Door style and glazing options



Inox Munich
Flush



Inox Munich
Links



Inox Munich
Monza



Flush Inox Munich
Colour California
Glazing Modena



Monza Inox Munich
Colour Black
Glazing Eiger




Links Inox Munich
Colour Balcony Sunset
Glazing Rain




Monza Inox Munich
Colour Tree Frog
Glazing Tahoe Green




Main Image Augusta Long, Flush, Pointed Rock with Strand glazing




Side panel configurations



Side Panel Left
Original



Side Panel Left and Right
Original



Side Panel Right
Original

Side Panels

We have a wide range of side panel options for entrances with larger openings.



3 Panel
Solid



Muirfield
Original



Troon
Original



Pinehurst
Original



Carnoustie
Original



Birkdale
Original



Penina Left
Original



Penina Right
Original



Flush
Solid



Seminole 3
Flush



Seminole 4
Flush



Seminole T3
Flush



Pevero*
Flush



Square 3*
Flush



Square 4*
Flush



Sunningdale
Flush



Carnoustie
Flush



Valderamma
Flush



Vilamoura
Flush



Augusta
Flush



Augusta Long
Flush



Nice Inox
Flush



Lyon Inox
Flush



Munich Inox
Flush



Monaco Inox
Flush



Glass
Full Panel

* Also available with Flat Grain Cassettes

Endless possibilities

Our door glazing cassette system with a revolutionary Foam in Place technology, delivers a superior seal and aesthetic never seen before. Choose from one of three options to suit any style of door from contemporary to traditional.



Standard Cassette

The traditional choice with a moulded design and a woodgrain finish to suit a more conventional door design.



Flat Grained Cassette

Be eclectic by combining a woodgrain finish with a modern squared-off flat profile that compliments a contemporary door design.



Flat Stipple Cassette


The modern one, with a squared-off flat profile and smooth stippled finish that perfectly matches our Links, aluminium-effect composite door.





European style

Inox glazed doors combine high performance with beautiful stainless steel aesthetics to give a truly designer look to any entrance.




	Inox Glass Range													
	Aurora	Cathedral	Clear	Eiger	Greenwich	Modena	Pinpoint	Quartz	Rain	Richmond	Satin	Tacoma	Tahoe	Yukon
Inox Barcelona	-	-	●	-	-	-	-	●	-	-	●	-	-	●
Inox Biarritz	-	-	●	-	-	-	-	-	-	-	●	-	-	-
Inox Lyon	●	-	●	-	●	-	●	-	●	●	●	-	●●●●●	-
Inox Monaco	●	●	●	●	●	-	●	-	●	-	●	-	-	-
Inox Munich	●	-	●	-	-	●	●	-	●	-	●	-	-	-
Inox Nice	●	●	●	-	●	-	●	-	●	●	●	-	●	-
Inox Paris	-	-	●	-	-	-	-	-	-	-	●	●	-	-

● Black ● Blue ● Green ● Purple ● Red

Decorative glass

Our composite doors are available with a variety of glass options allowing you to select the perfect style to complete your door and enhance the privacy of your property.

A range of obscure glass options are also available (see page 73)



Signature Range													
	Abstract	Aurora	Beaumont	Clarity	Classic	Crystal Flowers	Diamond Cut	Dorchester	Elan	Elegance	Element	Espirit	Finesse
Augusta	-	●	●	-	-	-	●	-	-	-	●	-	-
Augusta Long	-	●	●	●	●	-	-	○	●	-	●	-	-
Augusta Long II	-	●	-	●	●	-	-	○	●	-	●	-	-
Belfry	-	-	-	-	-	-	-	○	-	-	-	-	-
Belfry 3	-	-	-	-	-	-	-	○	-	-	-	-	-
Birkdale	●	-	-	●	-	-	-	-	-	●	-	-	-
Carnoustie	●	●	●	●	●	●	●	●	●	●	●	●	●
Chantilly	●	-	-	●	●	●	●	●	●	●	-	●	●
Chantilly Sunburst	-	-	-	-	-	-	-	-	-	-	-	-	-
Copenhagen	-	●	-	-	-	-	-	-	-	-	●	-	-
Gleneagles	●	●	●	-	-	●	●	-	-	-	●	-	-
Gleneagles Grid	-	-	-	-	-	-	-	-	-	-	-	-	-
Lytham	●	-	●	●	-	●	●	●	●	●	-	-	-
Lytham 4 Grid	-	-	-	-	-	-	-	-	-	-	-	-	-
Lytham 9 Grid	-	-	-	-	-	-	-	-	-	-	-	-	-
Merion	-	-	-	-	-	●	-	●	-	-	-	-	-
Merion 4 Grid	-	-	-	-	-	-	-	-	-	-	-	-	-
Muirfield	●	●	-	●	●	●	●	●	●	●	-	●	●
Oakmont 3	-	●	-	-	-	-	-	-	-	-	●	-	-
Oakmont 4	-	●	-	-	-	-	-	-	-	-	●	-	-
Penina	●	●	●	●	●	●	●	●	●	●	●	●	●
Pevero	-	●	●	-	-	●	-	●	●	-	-	-	●
Pinehurst	-	●	●	-	-	●	-	●	●	-	-	-	●
Portrush	●	-	-	●	●	●	●	●	●	●	-	●	●
Portrush Sunburst	-	-	-	-	-	-	-	-	-	-	-	-	-
Riviera	●	-	-	●	●	●	●	●	●	●	-	●	●
Riviera Sunburst	-	-	-	-	-	-	-	-	-	-	-	-	-
Saunton	●	●	●	●	●	●	●	●	●	●	●	●	●
Seminole 3	●	●	-	-	●	●	●	●	●	●	-	●	●
Seminole 4	●	●	-	-	●	●	●	●	●	●	-	●	●
Seminole 5	●	●	-	-	●	●	●	●	●	●	-	●	●
Seminole Barcelona	●	●	-	-	●	●	●	●	●	●	-	●	●
Square 3	-	●	●	-	-	●	-	●	●	-	-	-	-
Square 4	-	●	●	-	-	●	-	●	●	-	-	-	-
Square 5	-	●	●	-	-	●	-	●	●	-	-	-	-
St. Andrews	-	-	●	-	-	●	-	●	●	-	-	-	-
Sunningdale	●	●	-	●	●	●	●	●	●	●	-	●	●
Troon	●	●	-	●	●	●	●	●	●	●	-	●	●
Turnberry	●	-	-	●	●	●	●	-	-	●	-	●	-
Turnberry Grid	-	-	-	-	-	-	-	-	-	-	-	-	-
Valderrama	●	●	-	●	●	●	●	●	●	●	-	●	●
Vilamoura	●	●	●	●	●	●	●	●	●	●	●	●	●


● Zinc ● Brass ○ Clear ● Blue ● Green ● Amber




Inspirational, beautiful and the ultimate in style

Our collection of decorative door glass has been created to provide you with a wealth of choice to enhance your composite door, and create a first impression that speaks volumes.

While every effort is made to make the glazing appear as true to life as possible, these images are for illustrative purposes and the final product may differ due to the manufacturing process and real-world lighting conditions.

**Signature Range** (continued)

GridLite



Venetian Blind

[illegible]

● Zinc ● Brass ● GridLite Cathedral ● GridLite Etch ● GridLite Pinpoint ● GridLite Satin ● GridLite Rain



Etch Art Range

	Chelsea	Greenwich	Holborn	Kensington	Linear	Mayfair	Murano	Richmond	Spitalfields	Strand	Tahoe	Victorian Border	Worker Bee	Letters / Numbers
Augusta	●	●	-	●	-	-	●●●●●	-	-	-	●●●●●	●	-	ACH
Augusta Long	●	●	●	●	●	-	●●●●●	●	-	●	●●●●●	●	-	ACH
Augusta Long II	●	●	●	●	●	-	●●●●●	●	-	●	●●●●●	●	-	ACH
Belfry	-	●	-	●	-	-	●●●●●	-	-	-	●●●●●	●	-	-
Belfry 3	-	●	-	●	-	-	●●●●●	-	-	-	●●●●●	●	-	-
Birkdale	-	-	-	-	-	-	-	-	-	-	-	-	-	-
Carnoustie	●	●	●	●	●	●	●●●●●	●	●	-	●●●●●	●	●	-
Chantilly	-	-	●	●	-	●	●●●●●	-	●	-	-	●	●	ABCDE
Chantilly Sunburst	-	-	-	-	-	-	-	-	-	-	-	-	-	-
Copenhagen	-	●	●	●	●	●	-	-	●	●	●●●●●	●	●	-
Gleneagles	●	●	●	●	●	●	●●●●●	●	●	●	-	-	●	ABFG
Gleneagles Grid	-	-	-	-	-	-	-	-	-	-	-	-	-	-
Lytham	●	●	●	●	●	●	●●●●●	●	●	●	-	●	●	ABFG
Lytham 4 Grid	-	-	-	-	-	-	-	-	-	-	-	-	-	-
Lytham 9 Grid	-	-	-	-	-	-	-	-	-	-	-	-	-	-
Merion	-	-	●	●	-	●	-	-	●	-	-	●	●	ABF
Merion 4 Grid	-	-	-	-	-	-	-	-	-	-	-	-	-	-
Muirfield	-	●	●	●	●	●	●●●●●	-	●	-	●●●●●	●	●	-
Oakmont 3	-	●	●	●	●	●	-	-	●	●	●●●●●	●	●	-
Oakmont 4	-	●	●	●	●	●	-	-	●	●	●●●●●	●	●	-
Penina	●	●	●	●	●	●	●●●●●	●	●	-	●●●●●	●	●	-
Pevero	-	●	-	●	-	-	●●●●●	●	-	●	●●●●●	●	-	-
Pinehurst	-	●	-	●	-	-	●●●●●	●	-	●	●●●●●	●	-	-
Portrush	-	-	●	●	-	●	●●●●●	-	●	-	-	●	●	ABCDE
Portrush Sunburst	-	-	-	-	-	-	-	-	-	-	-	-	-	-
Riviera	-	-	●	●	-	●	●●●●●	-	●	-	-	●	●	ABCDE
Riviera Sunburst	-	-	-	-	-	-	-	-	-	-	-	-	-	-
Saunton	●	●	●	●	●	●	●●●●●	●	●	-	●●●●●	●	●	-
Seminole 3	-	●	-	●	●	●	●●●●●	●	●	-	●●●●●	●	-	-
Seminole 4	-	●	-	●	●	●	●●●●●	●	●	-	●●●●●	●	-	-
Seminole 5	-	●	-	●	●	●	●●●●●	●	●	-	●●●●●	●	-	-
Seminole Barcelona	-	●	-	●	●	●	●●●●●	●	●	-	●●●●●	●	-	-
Square 3	-	●	-	●	-	-	●●●●●	●	-	●	●●●●●	●	-	-
Square 4	-	●	-	●	-	-	●●●●●	●	-	●	●●●●●	●	-	-
Square 5	-	●	-	●	-	-	●●●●●	●	-	●	●●●●●	●	-	-
St. Andrews	-	-	●	●	-	●	●●●●●	-	●	-	-	●	●	ABCDE
Sunningdale	-	●	●	●	-	●	●●●●●	-	●	-	●●●●●	●	●	-
Troon	-	●	●	●	●	●	●●●●●	-	●	-	●●●●●	●	●	-
Turnberry	-	-	●	●	-	●	●●●●●	-	●	-	-	●	●	ABFG
Turnberry Grid	-	-	-	-	-	-	-	-	-	-	-	-	-	-
Valderrama	-	●	●	●	●	●	●●●●●	-	●	-	●●●●●	●	●	-
Vilamoura	-	●	●	●	●	●	●●●●●	-	●	-	●●●●●	●	●	-

● Black ● Blue ● Green ● Purple ● Red



Style A

Style B

Style C

Style D



Style E

Style F

Style G

Style H

Letter and number styles

A custom house number and/or name as a combination of clear and etched glass, is available on certain door styles as shown above using the fonts shown below.

Bodoni

0123456789
ABCDEFGHIJK
LMNOPQRS
TUVWXYZ
abcdefghijklmnopqrstuvwxyz
mnopqrstuvwxyz
wxyz

Dekar

0123456789
ABCDEFGHIJK
LMNOPQRS
TUVWXYZ
abcdefghijklmnopqrstuvwxyz
mnopqrstuvwxyz
wxyz

Franklin


0123456789
ABCDEFGHIJK
LMNOPQRS
TUVWXYZ
abcdefghijklmnopqrstuvwxyz
mnopqrstuvwxyz
wxyz

Ink

0123456789
ABCDEFGHIJK
LMNOPQRS
TUVWXYZ
abcdefghijklmnopqrstuvwxyz
mnopqrstuvwxyz
wxyz

WILL9W

0123456789
ABCDEFGHIJK
LMNOPQRS
TUVWXYZ
ABCDEFGHIJKL
MNOPQRSTUVWXYZ
WXYZ




	Crystal Art Range									Textured Glass					
	Bullion	Elderton	French***	Gibson	Havana	Infinity	Laguna	Serenity	Symphony	Cathedral	Clear	Masterline	Pinpoint	Rain	Satin
Augusta	-	-	○	-	●	●	●	●	●	-	●	-	●	●	●
Augusta Long	-	-	-	-	●	-	●	-	●	●	●	-	●	●	●
Augusta Long II	-	-	-	-	●	-	●	-	●	●	●	-	●	●	●
Belfry	●	-	-	-	-	-	-	-	-	●	●	-	●	●	●
Belfry 3	●	-	-	-	-	-	-	-	-	●	●	-	●	●	●
Birkdale	-	-	-	-	-	-	-	-	-	●	●	-	●	●	●
Carnoustie	-	●	○	●	-	●	-	-	●	●	●	-	●	●	●
Chantilly	-	●	○	●	-	-	-	-	●	●	●	-	●	●	●
Chantilly Sunburst	-	-	-	-	-	-	-	-	-	●	●	-	●	●	●
Copenhagen	-	-	-	-	-	-	-	●	-	-	●	-	-	-	-
Gleneagles	-	-	○	-	●	●	-	-	●	●	●	-	●	●	●
Gleneagles Grid	-	-	-	-	-	-	-	-	-	●	●	-	●	●	●
Lytham	-	●	○	●	●	●	-	-	●	●	●	-	●	●	●
Lytham 4 Grid	-	-	-	-	-	-	-	-	-	●	●	-	●	●	●
Lytham 9 Grid	-	-	-	-	-	-	-	-	-	●	●	-	●	●	●
Merion	-	-	-	-	-	-	-	-	-	●	●	-	●	-	●
Merion 4 Grid	-	-	-	-	-	-	-	-	-	●	●	-	●	-	●
Muirfield	●	●	○	●	-	-	-	-	●	●	●	●	●	●	●
Oakmont 3	-	-	-	-	-	-	-	●	-	-	●	-	-	-	-
Oakmont 4	-	-	-	-	-	-	-	●	-	-	●	-	-	-	-
Penina	-	●	○	●	-	●	-	-	●	●	●	-	●	●	●
Pevero	●	-	-	-	-	-	●	●	-	●	●	-	●	●	●
Pinehurst	●	-	-	-	-	-	●	●	-	●	●	-	●	●	●
Portrush	-	●	○	●	-	-	-	-	●	●	●	-	●	●	●
Portrush Sunburst	-	-	-	-	-	-	-	-	-	●	●	-	●	●	●
Riviera	-	●	○	●	-	-	-	-	●	●	●	-	●	●	●
Riviera Sunburst	-	-	-	-	-	-	-	-	-	●	●	-	●	●	●
Saunton	-	●	○	●	-	●	-	-	●	●	●	-	●	●	●
Seminole 3	●	●	-	●	-	-	-	-	-	●	●	●	●	-	●
Seminole 4	●	●	-	●	-	-	-	-	-	●	●	●	●	-	●
Seminole 5	●	●	-	●	-	-	-	-	-	●	●	●	●	-	●
Seminole Barcelona	●	●	-	●	-	-	-	-	-	●	●	●	●	-	●
Square 3	●	-	-	-	-	-	●	●	-	●	●	-	●	●	●
Square 4	●	-	-	-	-	-	●	●	-	●	●	-	●	●	●
Square 5	●	-	-	-	-	-	●	●	-	●	●	-	●	●	●
St. Andrews	-	-	-	-	●	-	-	●	-	-	●	●	●	-	●
Sunningdale	-	●	○	●	-	-	-	●	●	●	●	●	●	●	●
Troon	-	●	○	●	-	-	-	●	●	●	●	●	●	●	●
Turnberry	-	-	○ ● ● ● ●	-	-	-	-	-	-	●	●	-	●	●	●
Turnberry Grid	-	-	-	-	-	-	-	-	-	●	●	-	●	●	●
Valderrama	-	●	○	●	-	-	-	-	●	●	●	-	●	●	●
Vilamoura	-	●	○	●	-	●	-	-	●	●	●	-	●	●	●

○ Clear ● Black ● Blue ● Green ● Red

Textured glass styles

Our Textured Glass range comprises a range of unique patterned glass designs that offer a wide range of choice for all door styles. Each glazing option offers a different degree of privacy for your home.



Cathedral




Clear




Masterline



Pinpoint



Rain



Satin

Complete peace of mind

Keep your home and family fully protected.

The security of your home is of paramount importance to us, which is why we use the most secure multipoint locking systems on all our doors as standard, providing your home with the protection it deserves.

Locking systems



Lever operated

Doors specified with a lever/lever and lever/pad handle are supplied with a 5 hook multi-point door lock as standard.

Twin hook locking points provide next-generation enhanced security and are engaged when the handle lever is lifted and then the door is simply locked/unlocked by using the key.



Slam operated

This high-performance, multi-point slam lock is generally used in conjunction with 'Pull' handles.

The mechanical self-locking system ensures that the door is securely locked against uninvited entry when simply pulled shut. From outside, the latchbolts are retracted and the door opened by a simple turn of the key.



Heritage slam operated

The Heritage slam lock will help you achieve a classic door appearance which is both secure and functional.

The Heritage slam lock works in a similar way to the slam lock, although the lock is positioned higher up the door. Simply by closing the door, the top and bottom latches strike the keep and fully engage to become secure deadbolts.

1

Pre-compression Roller

Ensures smooth operation and maximises weather proofing.

2

Anti-lift Pins

Slots into the frame to prevent the door from being moved or lifted.

3

Centre latch and hook

A combined central latch and anti-separation hook create a solid and rigid locking point.

4

Claw hooks

Grips the door sash to the frame for extra strength and solidity.



High security

Awarded the Police 'Secured by Design' accreditation, our multipoint locks have been rigorously tested to the very highest security standards.



British built

Production, testing and assembly of all our door locking systems, are carried out in the UK.



Intelligent locking

Intelligent, compact and robust locks, which work perfectly with the design of our windows and doors.



10 year guarantee

The multipoint locking system comes with a 10 year guarantee as standard, providing complete peace of mind.



The finishing touch

Once you've chosen the design of your door, you can exercise your creativity with a huge choice of colour, finish and styling for your door hardware, security and accessories.

Make a statement with a wide choice of handles, letterplates, knockers and spyholes.



Polished Stainless
Lever / Lever



Brushed Stainless
Lever / Lever



Polished Gold
Lever / Lever



White
Lever / Lever



Black
Lever / Lever



Heritage Black
Lever / Lever



Polished Stainless
Lever / Pad



Brushed Stainless
Lever / Pad



Polished Gold
Lever / Pad



White
Lever / Pad



Black
Lever / Pad



Brushed Stainless
Door Knob

25
YEARS
GUARANTEE

Satisfaction
guaranteed

All our stainless steel
hardware has a **25 year**
surface finish and mechanical
operation guarantee.

Pull Bar Collection

Modern styling combined with high-strength stainless steel.



Brushed Stainless
Square Pull Bar
1200mm

Brushed Stainless
Round Pull Bar
600mm, 1200mm, 1800mm

A break from tradition

Unlike traditional cylinders, the BreakSafe has been designed to allow a section of the cylinder to "break away" in the event of a snapping attack. Giving you additional peace of mind, at no extra cost.



Perfectly flush

The BreakSafe cylinder face finishes much closer to the handle backplate, providing even greater protection from attack.



Polished finish

A variety of options are available including ergonomic thumbturn, in two high quality finishes - polished chrome and polished brass.



The highest level of protection

The patented locking cam system of the ATK lock is proven in the market to effectively combat against lock snapping and forced entry methods of attack.



Sold Secure Diamond

ATK has the Master Locksmith Association's highest rating - SS312 Sold Secure Diamond, TS007 3 star rating, British Kitemark and Secured by Design accreditations.



Finishing touch

Dual colour polished Chrome/Brass or Matt Brass options available, including ergonomic thumbturn variants.



Brushed Stainless
Door Pull



Brushed Stainless
Oval Escutcheon



Brushed Stainless
Square Escutcheon

Letterplates

Sleek and contemporary, our letterplates keep drafts out and the heat in, and are available in a range of colours and options to match your styling choices.



Knockers and Spyholes

Elegant and lustrous, our door knockers and spyholes add a flourish to your entrance door.



Letters and Numbers

Give your door the personal touch with elegant identification.



The Heritage Collection


Combining authentic styling with high quality, traditional and modern finishes.



Heritage Black
Lever / Lever



Heritage Black
Modern Oval Knocker



Heritage Black
Letterplate

Thresholds

This part of the door may go unnoticed, but plays a crucial part in ensuring easy of access in and out of your home. Paired with gaskets and door frames to seal the bottom opening between the sash and the frame, they prevent water ingress and reduce energy loss, which increases the thermal efficiency of your home.



uPVC Frame

Our standard threshold option, which also provides excellent thermal efficiency. This is generally used where the internal floor is raised or when a thicker flooring, such as carpet, is used.



Aluminium Low

Less than half the height of our standard option, this is a great choice for ease of access and durability. This is often used with floors that are not so raised, such as with tiled or laminate flooring.




Aluminium Low with Half Tray or Full Tray

These threshold solution are designed for wheelchair users and those with certain mobility needs. Whether a half tray or full tray would be most suitable is determined by the specific features of the property, and would typically be determined by the surveyor.

Open up a world of colour

To ensure the perfect match, all our doors and frames are available in a wide choice of colours.

With nine standard colours and over 60 premium colours, not to mention the limitless possibility with RAL® and Farrow & Ball® colours as an optional extra, creating the look you want has never been easier.



Frame colour


Available in a variety of colours and finishes to compliment your door.



Dual colour

Choose a different external and internal colour, for a truly unique look!

Door colours shown in this brochure should be used for guidance only. We have made every effort to match the colour and stain you see in the brochure, so it's as close as possible to our paint when applied to the doors. Due to the nature of the product it is applied to there is sometimes a difference between them, which unfortunately we cannot avoid. The colour, intensity and sheen level may differ from the paper print version and we do not accept any liability for this for any reason. Longer lead times are required with premium colours. All doors come with white interior as standard.

		
Anthracite Grey Standard	Blue Standard	Black Standard
		
Chartwell Green Standard	Green Standard	Red Standard
		
Golden Oak Standard	Rosewood Standard	White Standard
		
Agate Grey Premium	Anchors Away Premium	Azure Premium
		
Bahia Blue Premium	Balcony Sunset Premium	Barnwood Grey Premium
		
Black Ice Premium	Bolero Premium	Bright Magma Premium
		
Bright Pink Premium	California Premium	Cavalry Premium



Quality and care

Your new door should keep you safe and secure for years to come, however with all products and especially those that are exposed to the elements we recommend that you carry out a care and maintenance routine.

- Door frames should be washed with warm soapy water, however stubborn stains can be removed using specialist uPVC cleaners and by following the manufacturers' guidelines.
- The door leaf should only be cleaned using warm water or non-aggressive composite door wipes. No solvent-based product or abrasives should be used as these will damage the surface of the skin.
- External glass should be cleaned with warm soapy water and cleaned with a proprietary glass cleaner.
- Hardware can be cleaned with a mild detergent and wiped clean. No harsh chemicals or abrasives should be used.
- Maintenance of the door may be required to maintain any guarantees from the installer.
- Hinges should be lubricated with engineering oil. Cylinders can be lubricated with Teflon-based products only, as other oils may cause degradation. If necessary, a small amount of lubricant can be applied to the moving parts such as letterplates, handles and knockers.





The mark of quality

With TruFrame as our partners, you can have complete confidence in placing your trust with us. We have an excellent local reputation for the quality and value for money we provide to all our customers, old and new.



TruFrame
Hand Finished Windows & Doors

